


# Year Book 2021



All knowledge attains its ethical value and its human significance only by the human sense with which it is employed. Only a good man can be a great physician.

-Carl Wilhelm Hermann Nothnagel



Sylhet MAG Osmani Medical College Hospital, Sylhet  
Bangladesh

[www.somch.gov.bd](http://www.somch.gov.bd)





# Year Book 2021



# Year Book 2021

## Editorial Board

### Editor in Chief

Dr. Shishir Kumar Basak, Associate Professor Medicine

### Co-Editor in Chief

Prof. Dr. Muhammad Hezbullah, Prof (Medicine)

### Members

- \* Dr. K.Z Alam, Associate Prof. Surgery
- \* Dr. Abul Kalam Azad, Assistant Director, Admin
- \* Dr. S.M Asaduzzaman, Assistant Professor Neurosurgery
- \* Dr. Rukhshana Jahan, Assistant Professor Obs & Gynae
- \* Dr. Abu Nayeem Mohammad, Resident Physician (Medicine)
- \* Dr. Nurul Islam, Resident Surgeon (ENT)
- \* Dr. Ashrafi-Noor-Bodurnessa, Resident Surgeon (Gynae)
- \* Dr. Adnan Chowdhury, Resident Surgeon (Surgery)
- \* Dr. Fhamida Akter, Resident Surgeon (Gynae)
- \* Dr. Md Rashed Ashraf, Resident Surgeon (Surgery)
- \* Dr. Asaduzzaman, Assistant Registrar (Hematology)
- \* Mr. Saiful Malak Khan, Photographer

### Published by

Sylhet MAG Osmani Medical College Hospital Sylhet-3100, Bangladesh

Phone: 02-996631213

Web: [www.somch.gov.bd](http://www.somch.gov.bd)



## Acknowledgement

The editorial board sincerely acknowledges the contribution of the following persons for their whole hearted support and continuous inspiration for this publication.

**Brig Gen Mahbubur Rahman Bhuiyan, SGP**

Director, Sylhet MAG Osmani Medical College Hospital

**Professor Dr. Md. Moynul Haque**

Principal, Sylhet MAG Osmani Medical College

**Professor Dr. Shishir Ranjan Chakraborty**

Vice principal, Sylhet MAG Osmani Medical College

**Dr. Saumitra Chakravarty**

Deputy director, Sylhet MAG Osmani Medical College Hospital

**Dr. Abul Kalam Azad**

Assistant Director (Administration), Sylhet MAG Osmani Medical College Hospital

**Dr. Mahbubul Alam**

Assistant Director (Finance), Sylhet MAG Osmani Medical College Hospital

All Teachers, Doctors, Nurses & other staffs of this institution.



## Message



It's a matter of great pleasure that Sylhet MAG Osmani Medical College Hospital is going to publish their Year Book-2021. Without a comprehensive data base, we cannot assess and evaluate our work status. Year book is that data bank where we can get all of our informations immediately. Since, it gives us a scope to look back and see what we have done and guides us to our future actions. I hope this practice of publishing year book will continue in future for the improvement of the hospital activities.

I take this opportunity to congratulate all the academicians, doctors, nurses and other staffs of the hospital on this auspicious occasion and wish a brilliant success of the publication.

**Brig Gen Mahbubur Rahman Bhuiyan**

Director

Sylhet MAG Osmani Medical College Hospital



## Message



I am very much delighted to know that Sylhet MAG Osmani Medical College Hospital is going to publish the Year Book 2021. Professional commitment and sincere effort can only make this kind of work successful.

Publication of the yearly activity is an essential component of teaching and learning. It also serves as a valuable resource for future planning to public health stakeholders. This hospital is one of the biggest medical college hospital of the country. Considerable amount of academic and social service related activity happens here throughout the year, but due to lack of proper documentation, many of them went unnoticed and unacknowledged. I hope this attempt will surely visualize the whole scenario of the institute.

I congratulate all the members whose untiring efforts and dedication made this publication successful.

**Professor Dr. Md. Moynul Haque**

Principal

Sylhet MAG Osmani Medical College

&

Dean, School of Medical Science

Shahjalal University of Science and Technology



## Message



I am very delighted to know that Sylhet MAG Osmani Medical College Hospital is going to publish their Year Book-2021. Compiling annual academic and service oriented activities is definitely praise worthy work of the institute. This year book will act as a data bank and surely help the hospital authority for future planning. This book is also the total reflection of the standard of the hospital too. I really want to congratulate the hospital authority to take this brilliant initiative.

I want to deliver my heartiest thanks to the members who relentlessly worked to make this effort successful.

**Professor Dr. Shishir Ranjan Chakraborty**  
Vice Principal & Head Dept. of Medicine  
Sylhet MAG Osmani Medical College



## Message



I feel proud and pleased knowing that Sylhet MAG Osmani Medical College Hospital is going to publish the Year Book-2021. Bangladesh has already achieved considerable progress in health sector. Every doctor, nurses, other staffs of the health sector along with policymakers had contribution on that progress. A year book reflects the annual activity of the hospital and also helps to find out the lacunae's where further attention is required.

I really want to appreciate this initiative and hope it will continue in future for the betterment of the hospital.

**Dr. Saumitra Chakravarty**

Deputy Director

Sylhet MAG Osmani Medical College  
Hospital, Sylhet



## P r e f a c e



First of all I would like to pay my gratitude to almighty Allah to make our team successful for publishing the Year Book-2021. A year book depicts the steps undertaken and improvements achieved during the year. It helps the concerned authority to formulate a future plan for further development and ensures transparency and accountability. It also helps in local and regional level planning. Sylhet MAG Osmani Medical College Hospital is one of the largest and oldest medical college hospital of the country. The institute is successfully delivering vital clinical services and has already contributed a lot through various research activities. A number of post graduate courses are now going on in different disciplines. This annual report depicts the various activities of the hospital like disease profile, educational program, service delivery system, information about departmental staffs, training and research activities with its outcome etc of the last year. The job was very tough and indeed hard working. But still I believe that despite some constrains, this publication will help the teachers, students and the doctors of the institution to use it as a future reference. I hope that this initiative will continue in coming years too.

Finally I want to convey my thanks to the members of the editorial board and other staff of this institute for their sincere support during the whole process of publication.

**Dr. Shishir Kumar Basak**

Editor in chief

Year Book 2021

Sylhet MAG Osmani Medical College Hospital

# Contents

<b>A. Hospital at a glance</b>	11
<b>B. Outpatient department</b>	
I. Medicine	20
II. Surgery	24
III. Neurology	27
IV. Nephrology	27
V. Respiratory medicine	28
VI. Cardiology	28
VII. Gastroenterology	29
VIII. Psychiatry	29
IX. Dermatology and Venereology	30
X. Radiotherapy	31
XI. Paediatrics	31
XII. Obstetrics and Gynaecology	31
XIII. Paediatric Surgery	34
XIV. Urology	34
XV. Orthopaedics	35
XVI. Otolaryngology & Head-neck Surgery	36
XVII. Neurosurgery	37
XVIII. Ophthalmology	37
XIX. Dentistry	38
XX. Physical Medicine & Rehabilitation	39
<b>C. Inpatient department</b>	
I. Medicine	42
II. Gastroenterology	71
III. Neurology	76
IV. Nephrology	78
V. Cardiology	81





VI.	Dermatology and Venereology	83
VII.	Psychiatry	85
VIII.	Paediatrics	88
IX.	Surgery	92
X.	Ophthalmology	130
XI.	Neurosurgery	131
XII.	Orthopaedics	134
XII .	Urology	137
XIV.	Otolaryngology & Head-neck Surgery	140
XV.	Paediatric surgery	144
XVI.	Obstetrics & Gynaecology	148
XVII.	Radiotherapy	150
XVIII.	Anaesthesiology	153
<b>D.</b>	<b>Treatment of COVID-19 patients</b>	<b>158</b>
<b>E.</b>	<b>Blood transfusion department</b>	<b>161</b>
<b>F.</b>	<b>Clinical pathology department</b>	<b>162</b>
<b>G.</b>	<b>Radiology and Imaging</b>	<b>164</b>
<b>H.</b>	<b>Emergency department</b>	<b>166</b>
<b>I.</b>	<b>Comparative data of the last ten years</b>	<b>167</b>
<b>J.</b>	<b>Pictorials</b>	<b>171</b>



# Hospital at a glance



Hospital  
at a glance



## Bird's eye view



### Brief history

The Sylhet MAG Osmani Medical College Hospital is situated in Sylhet divisional city near the bank of river 'Surma'. It is in the north-eastern part of Bangladesh laying between the 'Khasia' and the 'Jaintia' hills on the north and the 'Tripura' hills on the south. This hospital is providing health care services to near about 20 million populations of Sylhet division. The Sylhet city is known as spiritual capital of Bangladesh and is famous for its scenic beauty and natural bounty with beautiful tea garden. 'Madhabkunda', the biggest natural falls of the country, 'Jaflong', the scenic natural stone collection point along with beautiful tea gardens attracts the tourists and visitors for their mental and cultural recreation. The great shrine of Hazrat Shahjalal (R.) and Hazrat Shahparan (R.) are the main attractions of the people of all classes and community in home and abroad.



Besides the house and temple of the famous Hindu saint Mohaprobhu Sri Chaitannya Dev is also situated near the city. This natural phenomenon and religious heritage augmented the importance of Sylhet and thereby the Sylhet MAG Osmani Medical College Hospital.

The hospital was established as institute hospital in the year 1936 and upgraded as medical school in 1948. After that it was converted to full fledged medical college hospital in the year 1962 at the previous site. In the year 1978 it was shifted to its present location. In the year 1986 this hospital was renamed as Sylhet MAG Osmani Medical College Hospital after the name of the hero of the liberation war and the then chief of Armed Forces General MAG Osmani, who was born in this holy place.

Total hospital area: 25 acre

Hospital indoor building: 428,000 sft

Hospital outdoor building: 200,000 sft

## Name and designation of the administrative personnel of the hospital

Brig Gen Brayan Bankim Halder	Director
Dr. Himangshu Lal Ray	Deputy Director
Dr. Abul Kalam Azad	Assistant director (Administration)
Dr. Mahbubul Alam	Assistant director (Finance)

## Manpower statement (sanctioned post & proposed post)

Category of personnel	Sanctioned post (against 500 beds)	Occupied post (against 500 beds)	Vacant post (against 500 beds)	Proposed post (against additional 400 beds)
Class I officer**	339	241	98	+203
Class II officer	07	024	03	+09
Nursing Officer	881	871	10	+134
Class III employee	178	81	97	+140
Class IV employee	410	245	165	+308
Total	1815	1442	373 (20%)	+794

\*\* Professor/Associate professor/Assistant professor & 06 Consultants attached here do not fall in this category.



## Functions of the hospital

Hospital Services	Training & teaching	Research	Medicolegal and Documentation
<ul style="list-style-type: none"> <li>Outpatient service</li> <li>Inpatient service</li> <li>Emergency service</li> <li>Investigation facility</li> <li>Laboratory service</li> <li>Radiology &amp; imaging</li> <li>Immunization</li> <li>Sishu Bikash Kendra</li> <li>One stop Crisis</li> <li>Reproductive Health Services</li> <li>Model Family Planning Clinic</li> <li>Social Welfare Department</li> <li>Blood Transfusion</li> <li>Others: Shandhani Medical Club</li> </ul>	<ul style="list-style-type: none"> <li>Under graduate &amp; post graduate training &amp; teaching</li> <li>Training of student nurses</li> <li>Training of resource person</li> </ul>	<ul style="list-style-type: none"> <li>Dissertation</li> <li>Thesis</li> <li>Other research activities</li> </ul>	<ul style="list-style-type: none"> <li>Issuing medical certificate</li> <li>Expert opinion in legal procedure</li> <li>Record keeping</li> </ul>

## Bed capacity of the hospital

Category	Number of bed
Non paying	630
Paying	224
Cabin	46
<b>Total</b>	<b>900</b>

## Transport facility

Type of transport	Existing vehicles	Remarks
Car	01	Unserviceable
Jeep	01	Serviceable
Microbus	01	Serviceable
Ambulance	07	Serviceable



## Budget allocation

Financial year	Amount in taka	Total (Taka)
2020-2021	119,26,21,000/-	232,89,00,000/-
2021-2022	113,62,79,000/-	

## Revenue collection in 2021

Month	Amount in taka
January	62,69,915/-
February	72,50,880/-
March	70,27,670/-
April	49,71,705/-
May	35,74,660/-
June	58,15,655/-
July	36,58,000/-
August	44,24,845/-
September	66,51,990/-
October	62,35,900/-
November	62,47,220/-
December	75,48,680/-
<b>Total</b>	<b>6,96,77,120/-</b>





## Departments of the Hospital

Outpatient Department	Inpatient department	Unit
Medicine	Medicine	06
Surgery	Surgery	06
Obstetrics and Gynaecology	Obstetrics and Gynaecology	04
Paediatrics	Neurosurgery	01
Otolaryngology & Head-neck Surgery	Paediatric surgery	02
Ophthalmology	Cardiology	02
Psychiatry	Paediatrics	04
Dermatology and Venereology	Dermatology and Venereology	01
Orthopaedics	Physical medicine and rehabilitation	01
Physical medicine and rehabilitation	Urology	01
Radiotherapy	Orthopaedics	02
Dentistry	Otolaryngology & Head-neck Surgery	02
Diagnostic Service	Ophthalmology	02
Radiology and Imaging	Anaesthesiology	01
Clinical Pathology	Radiotherapy	01
	Psychiatry	01
	Neurology	01
	Gastroenterology	01
	Nephrology	01
	Endocrinology and Metabolism	01
	Casualty	01
	Burn and Plastic Surgery	01

### Patient statement in 2021

Month	Out patient	In patient	Emergency	Total
January	59299	52338	14034	125671
February	60200	43920	13095	117215
March	62032	58714	11594	132340
April	57088	36123	10520	103731
May	43596	39870	12341	95807
June	61800	49295	15454	126549
July	42585	35804	14512	92901
August	68486	42391	12027	122901
September	62136	55410	14542	132088
October	59677	53734	15210	128621
November	61815	54725	13735	130275
December	58272	57779	13592	129643
<b>G. Total</b>	<b>696983</b>	<b>580103</b>	<b>160656</b>	<b>1437742</b>



## Average Bed occupancy rate in 2021

Month	Rate
January	191.87%
February	178.96%
March	210.44%
April	133.78%
May	142.60%
June	181.27%
July	132.60%
August	151.96%
September	205.22%
October	192.59%
November	196.14%
December	207.09%
Total	177.04%

## Operation statement in 2021

Month	Elective operation	Emergency operation	Total
January	1630	3130	4760
February	1620	3053	4673
March	1470	2670	4140
April	1540	2890	4430
May	1652	3572	5224
June	1953	3255	5208
July	1620	2970	4590
August	1500	3010	4510
September	1152	2751	3903
October	1050	2984	4034
November	1066	2875	3941
December	1022	3073	4095
Grand total	17275	36233	53508





## 7. Investigation done for the year of 2021:

Mon	X-ray	USG	MRI	CT Scan	Biochemistry	Cl-Path	Angiography	Endoscopy	Colonoscopy	Total
Jan	6344	2144	21	222	1422	3336	41	60	19	9577
Feb	6674	2077	0	256	1811	2340	33	91	27	16124
Mar	7213	2312	23	457	1122	2622	36	31	43	15326
Apr	5287	1529	86	274	1445	2230	41	8	16	12687
May	5821	1657	77	00	1233	3422	49	7	19	13702
June	6981	2415	125	00	1120	3222	23	10	36	16012
July	4907	1297	66	502	1112	3606	39	5	7	11734
Aug	4551	1318	57	650	978	3228	33	5	14	11294
Sep	7259	2393	123	695	1028	3807	35	69	33	17327
Oct	6865	2393	138	698	1014	3830	42	79	32	16722
Nov	6738	2501	64	143	1028	3847	35	137	32	16964
Dec	6780	2388	89	794	2378	5224	31	143	26	19330
<b>Total</b>	<b>75420</b>	<b>24424</b>	<b>869</b>	<b>4691</b>	<b>15691</b>	<b>40714</b>	<b>438</b>	<b>645</b>	<b>304</b>	<b>176799</b>



# Outpatient Department



Outpatient  
Department



## Medicine OPD

### MOPD provides following Services:

01. Treatment of General Patients attending in MOPD,
02. Treatment in Specialized Medicine OPD (Cardiology, Nephrology, Neurology, Gastroenterology, Hepatology, Endocrinology, Pulmonology, Rheumatology, Hematology) by respective departments' consultants.
03. NCD services;
04. Free TB testing, Treatment and Follow up by DOTs Corner;
05. Treatment of COVID-19 Patients in Flu Corner;
06. Malaria testing and treatment by Malaria Corner;
07. Free HIV testing, Treatment and Follow up by ART Centre;
08. PMTCT Services;
09. Telemedicine Services;
10. AEFI Management of SOMCH-COVID-19 Vaccination Centre;
11. OPD ECG Services etc. Doctors and HCWs of were also included in this committee.

### Service Providers:

#### A. Main MOPD:

1. Dr Abu Noyim Mohammad, Resident Physician
2. Dr. Debraj Chowdhury, Medical Officer
3. Dr. Md Khasruzzaman Roni. Medical Officer
4. Dr. Imtiaz Ahmed, Medical Officer
5. Dr Md Ahsanul Islam, Medical Officer
6. Dr. Ardhendu Shekor Roy, Medical Officer
7. Dr Mukbul Chandra Pul, Medical Officer
8. Dr. Quazi Abdullah Kaisar, Medical Officer
9. Dr. Md Alahi Khondaker, Medical Officer
10. Dr Polash Chandra Dey, Medical Officer
11. Dr Bidur Kanti Saha, Medical Officer
12. Md Zahid Mahmud- SSN, In-charge

#### B. Specialized Medicine OPD:

\*Professor/ Associate Professor/ Assistant Professor/ Registrars of respective departments.

#### C. ART & HTS Centre:

1. Dr Abu Noyim Mohammad, Rp (Medicine) & Focal Person of ART Centre
2. Dr A S M Badrul Islam, Registrar, Skin & VD
3. Chobita Dio, SSN & In-charge ART centre
4. Supria Rani Paul, SSN
5. Mohammad Ashfaque Hussain Chowdhury, Counselor cum Administrator
6. Sojib Mia, Medical Technologist
7. Nazma Ferdous, Community Peer Counselor

#### D. Flu Corner:

- \* Physicians: Alternately from MOPD doctors.
- \* Mr Indrojit Roy, SSN, In-charge, Flu Corner, SOMCH.



## Patients service of MOPD in 2021

Name of Month	Number of Patients attendant MOPD	MOPD-ECG
January	14118	734
February	14188	750
March	15259	813
April	7910	472
May	9403	334
June	14084	750
July	8456	196
August	13842	390
September	17585	685
October	18230	467
November	18089	431
December	18498	562
<b>Total</b>	<b>169662</b>	<b>6584</b>

## ART Centre, MOPD, SOMCH, Sylhet

ART Centre provides following Services: 01. Counseling-Pretest, Posttest and others; 2. Free HIV Testing; 03. Viral Load Testing; 04. ARV Distribution; 05. PEP Distribution; 06. PMTCT Services; 07. OIs Management; 08. Treatment of Comorbidities of PLHIV Patients etc.

## Monthly HIV Testing Information of ART & HTC at SOMCH-2021

Name of Month	Number of Test	Number of Positive
January	139	4
February	79	3
March	135	3
April	108	1
May	127	0
June	319	3
July	135	3
August	170	2
September	251	3
October	200	3
November	260	1
December	424	0
<b>Total</b>	<b>2347</b>	<b>26</b>

\* HIV Viral Load Testing in 2021 in ART Centre from DOTs Corner, SOMCH=337

\* 20 Patients have started ART among newly diagnosed 26 HIV Patients. (03 patients died and 01 Patient is on processing for ART)

\* 87% Newly diagnosed PLHIV (Alive HIV patients) have started ART.

\* 03 Persons have taken Post Exposer Prophylaxis for HIV from us.



## Monthly PMTCT at SOMCH

Name of Month	Number of Test	Number of Babies Delivery
January	1798	0
February	1428	0
March	1363	0
April	1062	1
May	825	0
June	1380	0
July	1105	2
August	998	0
September	1275	1
October	1187	2
November	971	0
December	809	1
Total	14201	7

## Patients Registered in DOTs Corner, SOMCH-2021

Name of Month	Smear Positive-New Case	Smear Positive-Re-treatment	Clinically Diagnosed PTB (Smear Negative)	EP-TB	Total
January	20	01	04	19	44
February	19	02	03	20	44
March	17	02	02	24	45
April	17	-	03	15	35
May	201	01	03	21	45
June	21	-	05	19	45
July	20	02	06	10	38
August	23	-	05	15	43
September	26	02	01	19	48
October	21	01	04	21	47
November	29	02	04	15	50
December	24	02	03	21	50

## Gene-X-pert Test Report -2021(By DOTs corner)

Name of month	Total test	Positive	MDR(RR)
January	149	28	01
February	157	26	02
March	180	23	-
April	156	21	-
May	174	32	-
June	275	40	02
July	152	25	01
August	240	32	01
September	292	51	-
October	328	42	01
November	327	59	01
December	248	43	01



## Microscopy (AFB) Test Report-2021

Name of month	Total test	Positive
January	81	10
February	132	10
March	153	13
April	70	09
May	124	09
June	101	06
July	88	12
August	100	06
September	179	10
October	187	11
November	181	10
December	220	10

## Malaria Test Report-2021

Name of month	Total test	Positive
January	21	-
February	29	-
March	22	-
April	20	-
May	22	-
June	20	-
July	26	-
August	42	-
September	21	-
October	33	-
November	35	-
December	37	-

## HIV- Viral Load Test Report-2021

Name of month	Total test
January	75
February	26
March	57
April	39
May	14
June	11
July	0
August	12
September	91
October	10
November	0
December	0



## Surgery OPD

**Surgery out patient department provides the following services.**

1. Treatment of general surgical patients attending SOPD
2. Treatment in specialized surgery OPD (Orthopedics, Urology, Paediatric Surgery, Plastic Surgery, Neuro Surgery)
3. Different specialized surgical board.
4. Specialized Clinic and Cancer Screening (Breast clinic, Colorectal clinic)
5. Minor and Day case Surgery
6. Minor Intervention, Dressing, Plaster, Sclerotherapy, Diagnostic and therapeutic intervention, Biopsy etc.

### **Service providers:**

#### **Resident Surgeons**

1. Dr. Md Rashed Ashraf (RS General)
2. Dr. Subrata Deb (RS Urology)
3. Dr. Foysal Ahmed Mohin (RS Orthopedics)
4. Dr Shabnam Rashedi (RS Paediatric Surgery)
5. (RS Neuro Surgery)

#### **Medical officers**

1. Dr. Mostofa Khalid Ahmed Jaigyrder
2. Dr. Yahia Ashraf
3. Dr. Tahnim Ferdous Mithil
4. Dr. Sanzeeda Parveen

#### **Senior Staff Nurse: 2**

Consultants and medical officers from in patient departments also provide services in different surgical specialized board.



## Patients Services of SOPD in 2021

Month	Male	Female	Total
January	4520	375	8273
February	3911	3588	7469
March	4809	4072	8881
April	2816	2053	4869
May	3340	2500	5840
June	4660	3890	8550
July	2647	2213	4860
August	3741	2960	6701
September	4817	4261	9078
October	4196	3753	7949
November	4504	3156	7660
December	4272	3125	7397
Total	48233	39294	87527

## Operation (Minor Surgery)

Month	Male	Female	Total
January	108	97	205
February	70	64	134
March	97	112	209
April	100	46	146
May	77	47	124
June	91	124	215
July	77	66	143
August	75	70	145
September	107	136	243
October	204	70	274
November	136	136	272
December	114	121	235
Total	1256	1089	2345





## Dressing and Plaster

Month	Dressing	Plaster	Procedure
January	720	337	190
February	805	336	190
March	920	395	192
April	804	275	160
May	733	258	140
June	887	220	190
July	690	228	130
August	745	236	150
September	901	342	220
October	928	314	210
November	782	294	190
December	790	351	178
Total	9705	3586	2140

## Cancer Screening

### a. Colorectal Cancer Screening

Month	Number of Patient
January	110
February	75
March	101
April	57
May	74
June	113
July	57
August	88
September	147
October	174
November	153
December	75
Total	1224

### b. Breast cancer screening

Month	Number of Patient
January	40
February	30
March	50
April	70
May	45
June	66
July	52
August	78
September	88
October	64
November	40
December	36
Total	599



## Neurology OPD

**Service Provider: Registrar, IMO, Faculties of Neurology**

**Services:**

- Patient management and follow up.
- Patient education and counselling.

**Working Day: Saturday and Tuesday**

**Patient statement in 2021**

Month	Male	Female	Total
January	103	219	322
February	167	188	355
March	160	107	267
April	211	300	511
May	125	194	319
June	119	105	224
July	114	198	312
August	119	176	295
September	114	153	267
October	195	138	333
November	140	148	288
December	129	112	241
<b>Total</b>	<b>1696</b>	<b>2038</b>	<b>3734</b>

## Nephrology OPD

**Service Provider: Registrar, IMO, Faculties of Nephrology**

**Services:**

- Patient management and follow up.
- Patient education and counseling.

**Working Day: Monday**

**Patient statement in 2021**

Month	Male	Female	Total
January	31	14	45
February	28	18	46
March	34	21	55
April	27	23	50
May	33	33	66
June	43	15	58
July	25	23	48
August	39	20	59
September	30	11	41
October	31	18	49
November	26	17	43
December	34	17	51
<b>Total</b>	<b>381</b>	<b>220</b>	<b>611</b>



## Respiratory medicine OPD

**Service Provider: Registrar, IMO, Faculties of Respiratory Medicine**

**Services:**

- Patient management and follow up.
- Patient education and counseling.

**Working Day: Monday and Wednesday**

**Patient statement in 2021**

Month	Male	Female	Total
January	12	7	19
February	13	8	21
March	11	9	20
April	14	5	19
May	13	11	24
June	17	8	25
July	12	6	18
August	09	3	12
September	10	5	15
October	13	4	17
November	16	9	25
December	19	11	30
Total	159	86	245

## Cardiology OPD

**Service Provider: Registrar, IMO, Faculties of Cardiology**

**Services:**

- Patient management and follow up.
- Patient education and counseling.

**Working Day: Saturday and Tuesday**

**Patient statement in 2021**

Month	Male	Female	Total
January	102	77	179
February	121	79	192
March	99	59	158
April	102	80	190
May	120	69	189
June	125	60	185
July	145	30	175
August	122	54	176
September	99	66	165
October	125	57	182
November	130	58	188
December	113	62	175
Total	1403	751	2154

## Gastroenterology OPD

**Service Provider: Registrar, IMO, Faculties of Gastroenterology**

### Services:

- Patient management and follow up.
- Patient education and counseling.

**Working Day: Wednesday**

### Patient statement in 2021

Month	Male	Female	Total
January	22	06	28
February	37	04	41
March	94	13	107
April	75	14	89
May	91	30	121
June	92	21	113
July	124	11	135
August	84	18	102
September	100	34	134
October	72	30	102
November	118	57	175
December	70	66	136
<b>Total</b>	<b>979</b>	<b>304</b>	<b>1283</b>

## Psychiatry OPD

**Service Provider: Registrar, IMO, Faculties of Psychaitry**

### Services:

1. Diagnosis, treatment and follow up of patient having psychiatric illness.
2. Psychotherapy:
  - a. Counseling
  - b. Conflict management
  - c. Relaxation therapy
  - d. Behavioral therapy
3. Issuing medical certificates.

### Patient statement in 2021

Month	Male	Female	Total
January	186	125	311
February	201	119	320
March	224	159	383
April	245	139	384
May	275	174	449
June	310	179	489
July	345	225	570
August	236	169	405
September	361	276	637
October	361	299	660
November	343	239	582
December	315	230	545
<b>Total</b>	<b>3402</b>	<b>2333</b>	<b>5735</b>



## Dermatology OPD

**Service Provider: Registrar, IMO, Faculties of Dermatology**

### Services:

- Patient management and follow up.
- Patient education and counseling.
- Dermatosurgery
  - \* Electrosurgery                      \* Skin biopsy
  - \* Cryosurgery                         \* Intra lesional Injection
  - \* Minor skin surgery

### Patient statement in 2021

Month	Male	Female	Children	Total
January	3745	3887	2504	10136
February	3434	4068	2232	9734
March	4001	4283	2610	10894
April	3138	2047	1201	5386
May	2741	2676	1697	7114
June	3388	3452	2354	9694
July	1894	1821	947	4662
August	3607	3493	1692	8792
September	5098	5167	3226	13491
October	4849	5679	3027	13555
November	5173	5105	3203	13481
December	4342	4540	2910	12292
<b>Total</b>	<b>45410</b>	<b>46218</b>	<b>27603</b>	<b>119231</b>

## Radiotherapy OPD

**Service Provider: Registrar, IMO, Faculties of Radiotherapy**

### Services:

- Patient management and follow up.
- Patient education and counseling.

### Patient statement in 2021

Month	Male	Female	Total
January	418	343	761
February	349	350	699
March	377	356	733
April	288	297	585
May	375	297	672
June	411	358	769
July	248	197	445
August	330	309	639
September	419	431	850
October	396	422	818
November	420	445	865
December	419	413	829
<b>Total</b>	<b>4447</b>	<b>4218</b>	<b>8665</b>

## Paediatrics OPD

### Name and designation of doctors

1. Dr. Fatema Yesmin, Resident physician
2. Dr. Debasis Sinha, Medical officer
3. Dr. Chayanika Dev, Medical officer
4. Dr. Ahmed Shibli Muhiuddin, Medical officer

### Services:

1. Treatment of Child.
2. Child Development Centre (CDC).
3. ORT Corner.
4. Management of physically and mentally handicapped children at Sishu Bikash Kendro.
5. USAID 's Alliance Combating TB in Bangladesh (ACTB)-ACF
6. Lactation Management Centre (LMC)

### Patient statement in 2021

Month	No. OPD Patients	No. CDC Patients	No. ORT Patients
January	3519	346	113
February	3590	254	74
March	4149	326	50
April	1742	149	25
May	2093	248	11
June	3814	361	5
July	1472	128	0
August	2552	256	0
September	4638	391	0
October	4689	342	0
November	4795	329	7
December	4348	357	3
<b>Total</b>	<b>41401</b>	<b>3487</b>	<b>288</b>

## Gynaecology & Obstetrics OPD

### Name and designation of doctors

1. Dr. Fahmina Akther, Resident surgeon
2. Dr. Nasrin Jahan, Medical officer
3. Dr. Archona Ghosh, Medical officer
4. Dr. Nasima Akter, Medical officer



## Services:

- Patient management and follow up.
- Patient education and counseling.
- Cervical cancer screening.
- Breast cancer screening.

## Patient statement in 2021

Month	Number of patients	Total operation	Total admission
January	2421	15	60
February	2243	07	74
March	2634	07	88
April	1466	02	37
May	1542	10	72
June	2521	--	77
July	1082	02	22
August	1929	11	42
September	2715	07	85
October	2617	10	72
November	2712	11	60
December	2520	05	100
<b>Total</b>	<b>26404</b>	<b>87</b>	<b>789</b>

## Cervical & breast cancer screening programme - 2021

Months	VIA PT				CBE PT		
	Total	VIA +ve	VIA - ve	VIA +ve cases Ref. from outside	CBE +ve	CBE -ve	Total
January	163	08	171	34	11	186	194
February	164	03	167	26	10	164	174
March	153	16	169	06	06	183	189
April	66	03	69	--	07	80	87
May	67	07	74	--	05	92	97
June	168	05	173	05	08	202	210
July	48	03	51	--	02	58	60
August	121	08	129	06	02	156	158
September	185	08	193	12	08	208	216
October	170	08	178	05	03	195	198
November	203	09	212	08	10	217	227
December	174	03	177	--	08	189	197
<b>Total</b>	<b>1682</b>	<b>81</b>	<b>1763</b>	<b>102</b>	<b>80</b>	<b>1927</b>	<b>2007</b>

## Cervical cancer screening programme - 2021

Month	Colposcopy Findings							
	Normal	CIN -I	CIN -II	CIN-III	Ca -Cervix	Unsatisfactory	Others	Total
January	20	19	02	00	00	01	03	45
February	18	13	02	00	00	04	06	43
March	06	08	01	00	01	02	02	20
April	03	03	00	00	00	00	00	06
May	04	04	01	00	02	00	02	13
June	03	06	01	00	00	00	00	10
July	01	01	00	00	00	00	00	02
Augst	03	03	03	00	01	01	01	12
Sept	14	14	03	00	01	01	05	38
Oct	11	07	01	00	00	02	00	21
Nov	08	06	00	00	00	03	05	22
Dec	05	00	00	00	00	01	01	07
<b>Total</b>	<b>96</b>	<b>84</b>	<b>14</b>	<b>00</b>	<b>05</b>	<b>15</b>	<b>25</b>	<b>239</b>

## Disease profile in 2021

Month Disease	Jan	Feb	March	April	May	June	July	Aug	Sept	Oct	Nov	Dec	Total
Abortion	07	08	20	15	20	30	07	28	15	08	16	18	192
P. infertility	19	35	40	70	28	50	65	30	68	45	60	70	580
S. infertility	38	38	35	60	35	60	30	50	55	60	45	85	588
p. amenorrhoea	24	10	20	40	33	35	33	35	23	20	20	30	323
S. amenorrhoea	12002	120	165	90	95	130	45	120	108	110	100	165	1368
G. prolapse	09	38	52	18	10	24	08	30	12	35	24	68	354
Ovarian tumour	07	05	05	03	04	08	02	12	13	10	09	15	93
Ca cervix	13	10	12	15	13	28	30	25	20	20	20	24	230
Cervical polyp	05	05	05	05	03	09	00	07	06	08	05	10	68
Fibroid uterus	33	15	27	45	32	47	25	33	62	31	35	32	417
Leucorrhoea	142	72	105	55	55	85	37	140	115	85	95	150	1136
V. discharge	53	53	60	50	39	35	30	30	45	55	55	40	545
Pruritus vulvae	1255	85	80	63	60	135	45	145	150	1100	125	195	1318
VVF	02	04	03	02	03	04	15	04	04	08	05	08	62
RVF	02	02	02	02	02	02	08	02	02	02	02	02	30
PID	05	06	15	30	30	30	17	10	15	30	25	13	226
DUB	10	25	25	15	05	05	12	10	20	40	35	14	216
UTI	154	71	85	120	80	200	150	120	200	160	110	03	1453
B.cyst/Abscess	02	10	03	02	02	03	00	04	05	05	03	03	42
Perinea! tear	05	10	05	25	22	05	10	03	17	10	10	05	127
Rectocele	02	02	03	02	03	02	00	02	03	04	02	02	27
Refd to others	180	120	150	130	94	220	35	135	170	120	135	130	1619
Others	1432	1463	962	609	867	1374	572	894	1642	1656	1736	1286	14493
Grand total	2421	2243	2634	1466	1542	2521	1082	1929	2715	2617	2712	2520	26402





## Paediatric Surgery OPD

### Services:

- Patient management and follow up.
- Patient education and counseling.

### Patient statement in 2021

Month	Unit -1			Unit-II		
	Male	Female	Total	Male	Female	Total
January	50	44	94	43	44	87
February	33	34	67	60	69	129
March	90	71	161	70	93	163
April	58	67	125	60	52	112
May	102	97	199	61	68	129
June	80	71	151	90	81	171
July	40	62	102	45	44	89
August	35	35	70	48	41	89
September	70	80	150	80	65	145
October	90	74	164	50	54	104
November	50	66	116	47	30	77
December	54	50	104	43	50	93
Grand total	752	751	1503	654	647	1301

## Urology OPD

### Service:

- Patient management and follow up.
- Patient education and counseling.

### Patient statement in 2021

Month	Male	Female	Total
January	386	161	547
February	406	123	529
March	372	129	501
April	367	158	525
May	486	201	687
June	468	239	707
July	471	264	735
August	482	209	691
September	505	198	703
October	517	241	758
November	475	147	622
December	429	154	583
Grand total	5364	2224	7588

## Orthopedics OPD

### Services:

- Patient management and follow up.
- Patient education and counseling.

### Patient statement in 2021

Month	Male	Female	Children	Total
January	1000	800	561	2361
February	550	405	310	1265
March	400	300	364	1064
April	581	460	340	1381
May	850	650	400	1900
June	867	550	500	1917
July	710	571	400	1681
August	500	354	258	1112
September	710	540	328	1578
October	746	550	300	1596
November	600	500	327	1427
December	640	435	325	1400
<b>Grand Total</b>	<b>8154</b>	<b>6115</b>	<b>4413</b>	<b>18682</b>



## Otolaryngology & Head -Neck surgery OPD

### Name and designation of doctors

01. Dr. Nurul Islam, RS
02. Dr. Lipika Rani Roy, MO
03. Dr. Tasmiha Zannat Chowdhury, MO
04. Dr. Showda Begum Sumi, MO
05. Dr. Tonni Das, MO

### Services:

- Patient management and follow up.
- Patient education and counseling.

### Patient statement in 2021

Month	Male	Female	Total
January	2100	2880	4980
February	2474	2981	5455
March	2140	3074	5214
April	2154	3265	5419
May	1850	2070	3920
June	1665	2118	3783
July	1975	2212	4187
August	2030	2415	4445
September	2119	3076	5195
October	3327	3936	7263
November	3078	3132	6210
December	2058	3065	5123
<b>Grand total</b>	<b>26970</b>	<b>34224</b>	<b>61194</b>

## Ophthalmology OPD

### Services:

- Patient management and follow up.
- Patient education and counseling.

### Patient statement in 2021

Month	Male	Female	Total
January	1257	1633	2890
February	1188	1596	2784
March	1572	1830	3402
April	787	818	1607
May	1235	928	2163
June	1481	1411	2892
July	673	790	1463
August	1115	1172	2287
September	1584	1505	3089
October	2050	2068	4118
November	1676	1653	3329
December	1569	1316	2885
<b>Total</b>	<b>16189</b>	<b>16720</b>	<b>32909</b>

## Department of Dentistry

### Name and designation of doctors

1. Dr. Md. Nurul Amin Miah, Assistant professor & Head of the Department
2. Dr. Abul Kasem Mia, Assistant professor
3. Dr. Md. Tafazzul Islam, Assistant professor
4. Dr. Muminul Haque, Assistant professor
5. Dr. Md. Rafiqul Islam, Registrar
6. Dr. Mohammad Alam Sikder, Assistant registrar
7. Dr. Sayma Shahadat, Dental surgeon
8. Dr. Shahnaj Jebin Sheji, Dental surgeon
9. Dr. Md. Mazed Hossain, Dental surgeon

### Services:

- Patient management and follow up.
- Patient education and counseling.



## Patient statement in 2021

Month	Male	Female	Total
January	1647	1910	3557
February	1599	1726	3325
March	1922	2059	3981
April	1714	1747	3461
May	1972	2155	4127
June	1690	1904	3594
July	2018	2180	4198
August	1444	1481	2925
September	1925	2018	3943
October	2160	2295	4455
November	1671	1852	3523
December	1540	1741	3281
<b>Grand total</b>	<b>21302</b>	<b>23068</b>	<b>44370</b>

## Disease profile in 2021

Disease	Male	Female	Total
Dental caries	4275	4496	8771
Pulpitis	1702	1487	3189
Broken down crown	2048	1766	3814
Periodontitis	1744	2033	3777
Gingivitis	2444	2936	5380
Bone fracture	654	632	1286
Impaction & pericoronitis	2337	2586	4923
Dental abscess	2056	2160	4216
Retained deciduous	2536	2986	5522
Others	1506	1986	3492
<b>Grand total</b>	<b>21302</b>	<b>23068</b>	<b>44370</b>



## Physical Medicine and Rehabilitation

### Name & designation of doctors

1. Dr. Md. Abdullah Al-Mamun, Assistant Professor & head of the department
2. Dr. A.S.M. Mainul Hasan, Assistant Professor
3. Dr. Chowdhury Zabir Hossen Tanim, Registrar
4. Dr. Khandaker Md. Kamrul Islam, Medical Officer

### Number of bed

Category	Male	Female	Total
Nonpaying	05	05	10
Number of unit - 01			

### Services:

1. General management of the patient
2. Services to patients of other department under referral system
3. Shortwave diathermy
4. Ultra-sound therapy
5. Trans-cutaneous electrical nerve stimulation
6. Electrical muscle stimulation
7. Infrared therapy
8. Lumbar traction
9. Cervical traction
10. Pain management machine
11. Different kind of therapeutic exercises
12. Intra-articular injection
13. Treadmill
14. Static bicycle

### Academic activities

1. Two weeks placement of under-graduate students
2. Training of postgraduate students
3. Academic discussion regarding recent medical updates, interventions and cases



## Research activities in 2021

- Dissertation
- Ongoing  
Effect of infrared therapy on reduction of pain in patients with chronic low back pain (Dr. Prasanta Kumar Chakraborty)
- Paper presentation
- De-Quervain's tenosynovitis (Dr. Prasanta Kumar Chakraborty, Sylhet M.A.G. Osmani Medical college Hospital Seminar room)
- Plantar fasciitis (Dr. Prasanta Kumar Chakraborty, Sylhet M.A.G. Osmani Medical college Seminar room)

## Patient statement in 2021

Month	Male	Female	Total
January	6120	10210	16330
February	5210	9990	15200
March	5119	9870	14989
April	4180	10250	14430
May	5150	9210	14360
June	4240	9312	13552
July	5320	10520	15840
August	5311	9515	14826
September	6322	9470	15792
October	6370	10340	16710
November	5226	9334	14560
December	6194	10339	16533
<b>Grand Total</b>	<b>67053</b>	<b>116069</b>	<b>183122</b>



# Inpatient Department



**Inpatient  
Department**





## Department of Medicine

### Bed number

Category	Male	Female	Total
Non Paying	108	54	162
Paying	49	24	73
<b>Total</b>	<b>157</b>	<b>78</b>	<b>235</b>

### Services:

1. Patient management, follow up and counseling.
2. Teaching & training of undergraduate and post graduate students.
3. Conduction of undergraduate and post graduate courses.
4. Bed side procedure
  - a. Aspiration of pleural, peritoneal and pericardial fluid
  - b. Bone marrow aspiration
  - c. Fine needle aspiration
  - d. Liver biopsy
  - e. Pleural biopsy
  - f. Pleurodesis
5. Management of COVID-19 patients

### Medicine Unit-I

#### Name and designation of doctors

1. Professor Dr. shishir Ranjan Chakraborty (Unit Head)
2. Dr Nahida zafrin (Assistant Professor),
3. Dr Md jalal Hossain (Assistant Professor),
4. Dr Muhammad Ruhul Kabir (Assistant Professor)
5. Dr. Ahmad Zahid Al Quadir (Registrar)
6. Dr. Md. Tanvir Rahman Chowdhury - AR - (Assistant Registrar- Hepatology)
7. Dr. Uttam Kumar Sharma (IMO)
8. Dr. Sajjad Mahmud (Assistant Registrar)
9. Dr. Shyam Datta (Assistant Registrar)
10. Dr. Khadiza noor hossain Koli (Registrar)
11. Dr. Bipul Roy (IMO)

#### Diseases of the cardiovascular system

Disease	Male	Female	Total
Hypertension	135	85	220
Heart failure	103	51	154
IHD	82	44	126
Valvular heart disease	12	08	20
Congenital heart disease	01	03	04
Arrhythmia	10	12	22
Cardiomyopathy	09	10	19
Pericardial disease	05	05	10
Myocarditis	01	02	03
Infective endocarditis	02	03	05
Others	0	0	0
<b>Total</b>	<b>360</b>	<b>223</b>	<b>583</b>



## Diseases of the nervous system

Disease	Male	Female	Total
Stroke	310	188	498
Pyogenic meningitis	63	44	107
Tubercular meningitis	15	08	23
Encephalitis	31	24	55
GBS	14	10	24
Transverse myelitis	06	05	11
Pott's disease	07	05	12
Spinal cord compression	07	04	11
Epilepsy	12	08	20
MND	03	01	04
Parkinson's disease	15	02	17
Myopathy	03	01	04
ICSOL	16	08	24
Hypokalaemic paralysis	12	03	15
Others	0	0	0
<b>Total</b>	<b>514</b>	<b>311</b>	<b>825</b>

## Disease of the respiratory system

Disease	Male	Female	Total
URTI	19	15	34
Bronchial asthma	118	88	206
COPD	410	121	531
Pneumonia	226	182	408
Pulmonary TB	152	81	233
Brochogenic carcinoma	147	21	168
ILD	08	02	10
Pneumothorax	27	04	31
Bronchiectasis	51	07	58
Lung abscess	20	05	25
Mesothelioma	03	01	04
Others	2	2	4
<b>Total</b>	<b>1183</b>	<b>529</b>	<b>1712</b>

## Disease of the Renal System

Disease	Male	Female	Total
UTI	22	96	118
Glomerulonephritis	22	20	44
Nephrotic syndrome	33	22	55
Acute renal failure	30	13	43
Chronic renal failure	102	28	130
Renal cell carcinoma	01	0	1
Obstructive uropathy	14	11	25
Others	2	2	4
<b>Total</b>	<b>226</b>	<b>192</b>	<b>418</b>



## Gastrointestinal diseases

Disease	Male	Female	Total
Diarrhoeal disease	21	22	43
Dysentery	13	12	25
Peptic ulcer	58	78	136
Non specific abdominal pain	11	13	24
Intestinal tuberculosis	27	24	51
Intestinal lymphoma	02	01	03
Inflammatory bowel disease	04	02	06
Carcinoma oesophagus	10	09	19
Carcinoma stomach	12	09	21
Others	0	02	02
<b>Total</b>	<b>158</b>	<b>172</b>	<b>330</b>

## Hepatobiliary and Pancreatic diseases

Disease	Male	Female	Total
Cholecystitis	09	21	30
Hepatitis	42	47	89
Chronic liver disease	91	46	137
Hepatic malignancy	27	10	37
Obstructive Jaundice	11	06	17
Liver abscess	08	08	16
Malabsorption syndrome	04	02	06
Hepatic encephalopathy	24	20	44
Pancreatitis	29	28	57
Others	0	0	0
<b>Total</b>	<b>245</b>	<b>188</b>	<b>433</b>

## Hematological disorders

Disease	Male	Female	Total
Acute Lymphoblastic leukaemia	2	1	3
Acute myeloblastic leukaemia	6	3	9
Chronic myelocytic leukaemia	5	3	8
Aplastic anaemia	8	7	15
Multiple myeloma	2	1	3
Iron deficiency anaemia	13	33	46
Megaloblastic anaemia	04	05	09
Hemolytic anaemia	07	04	11
ITP	01	03	04
Lymphoma	13	12	25
<b>Total</b>	<b>61</b>	<b>72</b>	<b>133</b>



## Endocrine disorders

Disease	Male	Female	Total
Diabetes mellitus	95	96	191
Hyperthyroidism	04	10	14
Hypothyroidism	03	17	20
Addison's disease	02	02	04
Sheehan's syndrome	0	02	02
Cushing syndrome	06	02	08
<b>Total</b>	<b>110</b>	<b>129</b>	<b>239</b>

## Connective tissue disorders (Rheumatological)

Disease	Male	Female	Total
Rheumatoid arthritis	08	12	20
Spondyloarthropathy	05	02	07
Reactive arthritis	06	04	10
Osteoarthritis	26	20	46
SLE	02	13	15
Polymyositis	0	01	01
Dermatomyositis	0	01	01
Vasculitis	01	04	05
Systemic sclerosis	01	03	04
<b>Total</b>	<b>25</b>	<b>60</b>	<b>85</b>

## Infectious diseases

Disease	Male	Female	Total
Tubercular lymphadenitis	07	04	11
Disseminated TB	26	20	46
Enteric fever	30	25	55
Septicaemia	10	08	18
Malaria	03	03	06
Viral fever	53	39	92
Dengue	05	04	09
Rickettsial fever	02	01	03
Filariasis	0	0	0
Leprosy	04	03	07
HIV	02	02	04
Leptospirosis	03	01	04
Tetanus	01	01	02
Others	0	0	0
<b>Total</b>	<b>146</b>	<b>111</b>	<b>257</b>



## Psychiatric disorders

Disease	Male	Female	Total
Anxiety disorder	17	34	51
Conversion disorder	08	61	69
Somatoform disorder	04	14	18
Fibromyalgia	0	04	04
Schizophrenia	02	02	04
Mood disorder	04	10	14
<b>Total</b>	<b>35</b>	<b>125</b>	<b>160</b>

## Poisoning

Disease	Male	Female	Total
Unknown Poisoning	64	84	148
OPC	47	54	101
Other insecticide	03	03	06
Drug overdose	05	12	17
Snake bite	05	07	12
Kerosene poisoning	14	23	37
<b>Total</b>	<b>138</b>	<b>183</b>	<b>321</b>

## Skin diseases

Disease	Male	Female	Total
Psoriasis	03	03	06
Exfoliative dermatitis	01	01	02
Pineasis	04	06	10
Drug Reaction	02	04	06
Pemphigus vulgaris	01	0	01
<b>Total</b>	<b>11</b>	<b>14</b>	<b>24</b>

## Outcome

Disease	Male	Female	Total
Discharge	1936	1072	3008
Discharge on request	698	765	1463
Referred	90	55	145
Death	192	128	320
Others	296	289	585
<b>Total</b>	<b>3212</b>	<b>2309</b>	<b>5521</b>



### Name and designation of doctors

1. Professor Dr. Muhammad Hezbullah (Unit Head)
2. Dr. Tanvir Muhith (Assistant Professor)
3. Dr. Sumon Kanti chowdhury (Assistant Professor)
4. Dr. Syed Abul Foez (Assistant Professor –Hepatology)
5. Dr. Jewel roy (Registrar)
6. Dr. Kazi Mynul Islam (Assistant Registrar)
7. Dr. Ibrahim khalil tipu (IMO)
8. Dr. Muhammad Abu Mohsin (IMO)
9. Dr. Miton Chandra Paul (IMO)
10. Dr. Arafatul islam (IMO)

### Gastrointestinal disease

Disease	Female	Male	Total
1. Carcinoma stomach	09	12	21
2. Carcinoma oesophagus	09	10	19
3. Inflammatory bowel disease	02	04	06
4. Intestinal lymphoma	01	02	03
5. Intestinal tuberculosis	24	27	51
6. Non specific abdominal pain	13	11	24
7. Peptic ulcer	78	58	136
8. Dysentery	12	13	25
9. Diarrhoeal disease	22	21	43
Total	172	158	328

### Hepatobiliary and Pancreatic diseases

Disease	Female	Male	Total
1. Pancreatitis	28	29	30
2. Hepatic encephalopathy	20	24	89
3. Malabsorption syndrome	02	04	137
4. Liver abscess	08	08	37
4. Obstructive Jaundice	06	11	17
6. Hepatic malignancy	10	27	16
7. Chronic liver disease	46	91	06
8. Hepatitis	47	42	44
9. Cholecystitis	21	09	57
10.Others	2	2	4
Total	188	245	437

### Hematological disorders

Disease	Female	Male	Total
1. Lymphoma	12	13	25
2. ITP	03	01	04
3. Hemolytic anaemia	04	07	11
4. Megaloblastic anaemia	05	04	09
5. Iron deficiency anaemia	33	13	46
6. Multiple myeloma	1	2	3
7. Aplastic anaemia	7	3	10
8. Chronic myelocytic leukaemia	3	5	8
9. Acute myeloblastic leukaemia	4	05	9
10. Acute Lymphoblastic leukaemia	1	2	3
Total	73	60	128



## Endocrine disorders

Disease	Female	Male	Total
1. Cushing syndrome	02	06	08
2. Sheehan's syndrome	02	0	02
3. Addison's disease	02	02	04
4. Hypothyroidism	17	05	20
5. Hyperthyroidism	8	04	14
6. Diabetes mellitus	96	93	189
Total	127	110	237

## Connective tissue disorders (Rheumatological)

Disease	Female	Male	Total
1. Systemic sclerosis	3	01	04
2. Vasculitis	02	01	05
3. Dermatomyositis	04	0	01
4. Polymyositis	20	0	01
5. SLE	14	02	15
6. Osteoarthritis	01	26	46
7. Reactive arthritis	01	06	10
8. Spondyloarthropathy	04	05	07
9. Rheumatoid arthritis	03	08	20
Total	61	25	86

## Infectious diseases

Disease	Female	Male	Total
1. Tetanus	0	0	0
2. Leptospirosis	01	03	04
3. HIV	02	02	04
4. Leprosy	03	04	07
5. Filariasis	0	0	0
6. Rickettsial fever	01	02	03
7. Dengue	04	05	09
8. Viral fever	39	53	92
9. Malaria	03	03	06
10. Septicaemia	08	10	18
11. Enteric fever	25	30	55
12. Disseminated TB	20	26	46
13. Tubercular lymphadenitis	04	07	11
14. Others	0	0	0
Total	110	145	255

## Psychiatric disorders

Disease	Female	Male	Total
1. Mood disorder	10	04	14
2. Schizophrenia	02	02	04
3. Fibromyalgia	04	0	04
4. Somatoform disorder	14	04	18
5. Conversion disorder	61	08	69
6. Anxiety disorder	30	17	51
Total	121	35	156

## Poisoning

Disease	Female	Male	Total
1. Kerosene poisoning	20	14	37
2. Snake bite	07	05	12
3. Drug overdose	12	05	17
4. Other insecticide	03	03	06
5. OPC	54	47	101
6. Unknown Poisoning	84	64	148
Total	180	138	318

## Skin diseases

Disease	Female	Male	Total
1. Pemphigus vulgaris	0	0	0
2. Drug Reaction	04	02	06
3. Pineasis	06	04	10
4. Exfoliative dermatitis	01	01	02
5. Psoriasis	02	03	06
Total	13	10	23

## Outcome

Disease	Female	Male	Total
1. Discharge	1070	1926	2996
2. Discharge on request	767	693	1460
3. Referred	50	95	145
4. Death	120	190	310
5. Others	280	290	570
Total	2287	3194	5481





## Medicine Unit-III

### Name and designation of doctors

1. Dr M M Jahangir Alam, Associate Professor (Unit Head)
2. Dr Ranjon Kumer Roy (Assistant Professor)
3. Dr Soumitra Roy (Assistant Professor)
4. Dr Nazrul Islam (Registrar)
5. Dr Rezwanul Islam (MO)
6. Dr. Nasad Ahmed (Assistant Registrar)
7. Dr Md Asaduzzaman (Assistant Registrar)
8. Dr Bidrum Purkayastha (Assistant Registrar)
9. Dr Monotush Ronjon Chondo (IMO)

### Cardiovascular Diseases

Disesse	Male	Female	Total
Hypertension	260	154	414
Heart failure	78	39	117
IHD	88	35	123
Valvular heart disease	15	10	25
Arrhythmia	11	10	21
Cardiomyopathy	20	16	36
Infective endocarditis	0	1	1
<b>Total</b>	<b>472</b>	<b>265</b>	<b>737</b>

### Neurological Diseases

Disesse	Male	Female	Total
Stroke	430	270	700
Pyogenic meningitis	24	08	32
Tubercular meningitis	04	01	5
Encephalitis	20	13	33
GBS	15	20	35
Transverse myelitis	10	06	16
Multiple Sclerosis	04	04	8
Pott's disease	5	2	7
Spinal cord compression	8	5	13
Epilepsy	14	7	21
MND	1	0	1
Parkinson's disease	18	10	28
Myopathy	01	0	1
ICSOL	14	7	21
<b>Total</b>	<b>568</b>	<b>353</b>	<b>921</b>

## Respiratory Diseases

Disease	Male	Female	Total
URTI	30	20	50
Bronchial asthma	92	70	162
COPD	278	88	366
Pneumonia	210	190	400
Pulmonary TB	121	80	201
Post TB Fibrosis	144	94	138
Bronchial carcinoma	160	31	191
Interstitial Lung Disease	14	9	23
Pneumothorax	24	7	31
Bronchiectasis	39	20	59
Lung abscess	22	12	34
<b>Total</b>	<b>1134</b>	<b>621</b>	<b>1755</b>

## Renal Diseases

Disease	Male	Female	Total
UTI	30	32	64
Glomerulonephritis	27	19	46
Nephrotic syndrome	19	10	29
AKI	33	21	54
Chronic Kidney Disease	110	54	164
Renal cell carcinoma	0	1	1
Obstructive uropathy	8	12	20
Others			
<b>Total</b>	<b>227</b>	<b>149</b>	<b>376</b>

## Gastrointestinal Diseases

Disease	Male	Female	Total
Diarrhoeal disease	30	28	58
Dysentery	10	8	18
Peptic ulcer	20	11	31
Non specific abdominal pain	18	35	53
Intestinal tuberculosis	17	11	28
Inflammatory bowel disease	2	1	3
Irritable Bowel Syndrome	7	16	23
Carcinoma oesophagus	8	4	12
Carcinoma stomach	14	10	24
<b>Total</b>	<b>126</b>	<b>124</b>	<b>250</b>



## Hepatobilliary & Pancreatic Diseases

Disesse	Male	Female	Total
Cholecystitis	8	13	21
Acute Hepatitis	20	16	36
Chronic liver disease	78	39	117
Hepatocellular Carcinoma	30	15	45
Obstructive Jaundice	13	08	21
Liver abscess	14	6	20
Hepatic encephalopathy	30	18	48
Acute Pancreatitis	17	11	28
Others			
<b>Total</b>	<b>210</b>	<b>126</b>	<b>336</b>

## Haematological Diseases

Disesse	Male	Female	Total
Acute Lymphoblastic leukaemia	10	6	16
Acute myeloblastic leukaemia	8	6	14
Chronic myelocytic leukaemia	12	9	21
Aplastic anaemia	10	6	16
Multiple myeloma	8	3	11
Iron deficiency anaemia	12	42	54
Megaloblastic anaemia	7	5	12
Hemolytic anaemia	6	5	11
ITP	2	3	5
Lymphoma	8	6	14
Haemophilia	25	0	25
Von Wilbrand Disease	3	1	4
<b>Total</b>	<b>111</b>	<b>92</b>	<b>203</b>

## Endocrine Diseases

Disesse	Male	Female	Total
Diabetes mellitus	150	118	268
Hyperthyroidism	11	16	27
Hypothyroidism	10	24	34
Addison's disease	2	3	5
Sheehan's syndrome	0	2	2
Cushing syndrome	7	5	12
<b>Total</b>	<b>180</b>	<b>168</b>	<b>348</b>



## Rheumatological Diseases

Disease	Male	Female	Total
Rheumatoid arthritis	4	24	28
Spondyloarthropathy	2	2	4
Reactive arthritis	8	3	11
Osteoarthritis	20	28	48
SLE	0	18	18
Dermatomyositis	0	1	1
Vasculitis	1	8	9
Systemic sclerosis	0	3	3
<b>Total</b>	<b>35</b>	<b>87</b>	<b>122</b>

## Infectious Diseases

Disease	Male	Female	Total
Tubercular lymphadenitis	10	6	16
Disseminated TB	18	12	30
Enteric fever	26	18	44
Malaria	0	0	0
Viral fever	30	26	56
Dengue	2	1	3
Rickettsial fever	7	5	12
Filariasis	0	0	0
Leprosy	0	1	1
HIV	5	3	8
Leptospirosis	17	4	21
Tetanus	2	0	2
Others			
<b>Total</b>	<b>117</b>	<b>76</b>	<b>193</b>

## Psychiatric Diseases

Disease	Male	Female	Total
Anxiety disorder	26	70	96
Conversion disorder	20	104	124
Fibromyalgia	0	02	2
Schizophrenia	1	0	1
Mood disorder	6	12	18
<b>Total</b>	<b>53</b>	<b>188</b>	<b>241</b>



## Poisoning

Disease	Male	Female	Total
OPC	52	60	112
Herpic	10	50	60
Drug overdose	60	64	124
Paraquate	20	11	31
Street Poisoning	16	1	17
Kerosine	5	8	13
Unknown	78	94	172
<b>Total</b>	<b>241</b>	<b>288</b>	<b>529</b>

## Skin Diseases

Disease	Male	Female	Total
Psoriasis	6	2	8
Exfoliative Dermatitis	1	1	2
Tinea	17	10	27
Drug Reaction	7	11	18
Pemphigus Vulgaris	0	1	1
<b>Total</b>	<b>31</b>	<b>25</b>	<b>56</b>

## Outcome

Disease	Male	Female	Total
Discharge with Advice	1901	1248	3149
Discharge on Request	1020	825	1845
Referred	65	39	104
Death	174	138	312
Others	345	312	657
<b>Total</b>	<b>3505</b>	<b>2562</b>	<b>6067</b>

## Medicine Unit-IV

### Name and designation of doctors

1. Dr Enayet hossain, Associate Professor (Unit Head)
2. Dr Iqbal Ahmed Chowdhury (Assistant Professor)
3. Dr. Ferdaus Ahammed (Assistant Professor)
4. Dr ASM Sayem (Registrar)
5. Dr Mukul Chandra Paul (Registrar)
6. Dr Atonu Das (Assistant Registrar)
7. Dr Mirza Md. Mursalin

### Disease of the Cardiovascular System

Disease	Male	Female	Total
Hypertension	122	70	192
Heart failure	109	62	171
IHD	82	44	126
Valvular heart disease	12	08	20
Congenital heart disease	01	03	04
Arrhythmia	10	12	22
Cardiomyopathy	09	10	19
Pericardial disease	05	05	10
Myocarditis	01	02	03
Infective endocarditis	02	03	05
Others	0	0	0
<b>Total</b>	<b>353</b>	<b>219</b>	<b>572</b>

### Diseases of the Nervous System

Disease	Male	Female	Total
Stroke	295	185	480
Pyogenic meningitis	60	43	103
Tubercular meningitis	14	07	21
Encephalitis	30	23	53
GBS	13	09	22
Transverse myelitis	05	04	09
Pott's disease	06	04	10
Spinal cord compression	07	03	10
Epilepsy	12	08	20
MND	03	01	04
Parkinson's disease	15	02	17
Myopathy	03	01	04
ICSOL	16	08	24
Hypokalaemic paralysis	12	03	15
Others	0	0	0
<b>Total</b>	<b>491</b>	<b>301</b>	<b>792</b>



## Respiratory Diseases

Disease	Male	Female	Total
URTI	23	16	39
Bronchial asthma	119	89	208
COPD	411	122	533
Pneumonia	227	183	410
Pulmonary TB	153	82	235
Brochogenic carcinoma	148	22	170
ILD	09	03	12
Pneumothorax	28	05	33
Bronchiectasis	52	07	59
Lung abscess	21	05	26
Mesothelioma	04	01	05
Others	03	02	05
<b>Total</b>	<b>1198</b>	<b>527</b>	<b>1735</b>

## Disease of the Renal System

Disease	Male	Female	Total
UTI	18	86	104
Glomerulonephritis	18	18	36
Nephrotic syndrome	25	19	44
Acute renal failure	23	11	34
Chronic renal failure	87	25	112
Renal cell carcinoma	01	0	1
Obstructive uropathy	10	11	21
Others	2	2	4
<b>Total</b>	<b>184</b>	<b>172</b>	<b>356</b>

## Gastrointestinal Diseases

Disease	Male	Female	Total
Diarrhoeal disease	21	22	43
Dysentery	13	12	25
Peptic ulcer	58	77	135
Non specific abdominal pain	11	13	24
Intestinal tuberculosis	27	24	51
Intestinal lymphoma	02	01	03
Inflammatory bowel disease	04	02	06
Carcinoma oesophagus	10	09	19
Carcinoma stomach	12	09	21
Others	0	02	02
<b>Total</b>	<b>158</b>	<b>171</b>	<b>329</b>



## Hepatobiliary & Pancreatic Diseases

Disease	Male	Female	Total
Cholecystitis	05	15	20
Hepatitis	25	30	55
Chronic liver disease	51	28	79
Hepatic malignancy	15	08	23
Obstructive Jaundice	06	05	11
Liver abscess	08	04	12
Malabsorption syndrome	03	02	05
Hepatic encephalopathy	12	10	22
Pancreatitis	20	13	33
Others	0	0	0
<b>Total</b>	<b>145</b>	<b>113</b>	<b>258</b>

## Hematological Disorders

Disease	Male	Female	Total
Acute Lymphoblastic leukaemia	2	1	3
Acute myeloblastic leukaemia	4	2	6
Chronic myelocytic leukaemia	3	2	5
Aplastic anaemia	5	4	9
Multiple myeloma	2	1	3
Iron deficiency anaemia	08	22	30
Megaloblastic anaemia	04	04	08
Hemolytic anaemia	03	03	06
ITP	01	03	04
Lymphoma	09	12	21
<b>Total</b>	<b>41</b>	<b>54</b>	<b>95</b>

## Endocrine Disorders

Disease	Male	Female	Total
Diabetes mellitus	60	66	126
Hyperthyroidism	02	7	9
Hypothyroidism	02	11	13
Addison's disease	02	02	04
Sheehan's syndrome	0	0	0
Cushing syndrome	04	02	06
<b>Total</b>	<b>70</b>	<b>90</b>	<b>160</b>





## Connective Tissue Disorders (Rheumatological)

Disease	Male	Female	Total
Rheumatoid arthritis	08	20	28
Spondyloarthropathy	13	02	15
Reactive arthritis	06	04	10
Osteoarthritis	26	25	51
SLE	02	20	22
Polymyositis	0	01	01
Dermatomyositis	0	01	01
Vasculitis	01	04	05
Systemic sclerosis	01	03	04
<b>Total</b>	<b>33</b>	<b>80</b>	<b>113</b>

## Infectious Diseases

Disease	Male	Female	Total
Tubercular lymphadenitis	11	07	18
Disseminated TB	30	25	55
Enteric fever	34	30	64
Septicaemia	14	10	24
Malaria	07	04	11
Viral fever	57	45	102
Dengue	09	07	16
Rickettsial fever	02	01	03
Filariasis	0	0	0
Leprosy	04	03	07
HIV	02	02	04
Leptospirosis	07	05	12
Tetanus	01	01	02
Others	22	5	27
<b>Total</b>	<b>200</b>	<b>145</b>	<b>345</b>

## Psychiatric Disorders

Disease	Male	Female	Total
Anxiety disorder	10	25	35
Conversion disorder	02	40	42
Somatoform disorder	02	14	16
Fibromyalgia	0	04	04
Schizophrenia	02	02	04
Mood disorder	04	10	14
<b>Total</b>	<b>20</b>	<b>95</b>	<b>115</b>

## Medicine Unit-V

### Name and designation of doctors

1. Dr. Shishir Kumar Basak, Associate Professor, (Unit Head)
2. Dr. ASM Mesbah Uddin, (Assistant Professor)
3. Dr. Ashfaul islam chowdhury, (Assistant Professor)
4. Dr Md Saiful Alam Bhuiyan (Registrar)
5. Dr Md Mahmudur Rahman (Assistant Registrar)
6. Dr Umar Faruk (IMO)
7. Dr Malaya Kanti Dhar (IMO)
8. Dr Abdul Mueid (IMO)
9. Dr Jakia Jannat(HMO)
10. Dr Amrit Kumar Lal (HMO)
11. Dr Tuli Sharma (HMO)

### Diseases of the Cardiovascular System

Disease	Male	Female	Total
Hypertension	260	210	470
Heart failure	120	98	218
IHD	90	42	132
Valvular heart disease	9	14	23
Congenital heart disease	01	02	03
Arrhythmia	08	12	20
Cardiomyopathy	12	14	26
Pericardial disease	04	03	07
Myocarditis	06	07	13
Infective endocarditis	02	02	04
Others	0	0	0
<b>Total</b>	<b>512</b>	<b>404</b>	<b>916</b>



## Diseases of the Nervous System

Disease	Male	Female	Total
Stroke	311	180	491
Pyogenic meningitis	72	40	112
Tubercular meningitis	15	08	23
Encephalitis	40	24	64
GBS	12	10	22
Transverse myelitis	06	04	10
Pott's disease	06	04	10
Spinal cord compression	04	05	09
Epilepsy	12	08	20
MND	02	01	03
Parkinson's disease	15	04	19
Myopathy	03	03	06
ICSOL	14	08	22
Hypokalaemic paralysis	10	04	14
Others	0	0	0
<b>Total</b>	<b>522</b>	<b>303</b>	<b>825</b>

## Disease of the Respiratory System

Disease	Male	Female	Total
URTI	28	30	58
Bronchial asthma	120	85	205
COPD	420	98	518
Pneumonia	230	186	416
Pulmonary TB	152	81	233
Brochogenic carcinoma	50	22	72
ILD	08	04	12
Pneumothorax	30	06	36
Bronchiectasis	48	14	62
Lung abscess	20	08	28
Mesothelioma	00	00	00
Others	2	2	4
<b>Total</b>	<b>1108</b>	<b>536</b>	<b>1644</b>



## Disease of the Renal system

Disease	Male	Female	Total
UTI	24	96	120
Glomerulonephritis	18	24	42
Nephrotic syndrome	12	20	32
Acute renal failure	40	22	62
Chronic renal failure	112	32	144
Renal cell carcinoma	01	0	1
Obstructive uropathy	16	14	30
Others	2	2	4
<b>Total</b>	<b>225</b>	<b>210</b>	<b>435</b>

## Gastrointestinal Diseases

Disease	Male	Female	Total
Diarrhoeal disease	28	24	52
Dysentery	13	12	25
Peptic ulcer	58	36	94
Non specific abdominal pain	42	48	90
Intestinal tuberculosis	16	18	34
Intestinal lymphoma	00	00	00
Inflammatory bowel disease	02	02	04
Carcinoma oesophagus	10	06	16
Carcinoma stomach	14	09	23
Others	0	02	02
<b>Total</b>	<b>183</b>	<b>157</b>	<b>340</b>

## Hepatobiliary & Pancreatic Diseases

Disease	Male	Female	Total
Cholecystitis	09	48	57
Hepatitis	18	18	36
Chronic liver disease	120	40	160
Hepatic malignancy	26	11	37
Obstructive Jaundice	22	08	30
Liver abscess	10	08	18
Malabsorption syndrome	22	10	32
Hepatic encephalopathy	38	22	60
Pancreatitis	29	28	57
Others	0	0	0
<b>Total</b>	<b>294</b>	<b>193</b>	<b>487</b>



## Hematological Disorders

Disease	Male	Female	Total
Acute Lymphoblastic leukaemia	2	1	3
Acute myeloblastic leukaemia	6	3	9
Chronic myelocytic leukaemia	5	3	8
Aplastic anaemia	8	7	15
Multiple myeloma	2	1	3
Iron deficiency anaemia	18	48	66
Megaloblastic anaemia	06	05	11
Hemolytic anaemia	09	05	14
ITP	01	03	04
Lymphoma	10	08	18
<b>Total</b>	<b>67</b>	<b>84</b>	<b>151</b>

## Endocrine Disorders

Disease	Male	Female	Total
Diabetes mellitus	145	112	257
Hyperthyroidism	10	16	26
Hypothyroidism	04	16	20
Addison's disease	02	02	04
Sheehan's syndrome	0	04	04
Cushing syndrome	08	06	14
<b>Total</b>	<b>169</b>	<b>156</b>	<b>325</b>

## Connective Tissue Disorders (Rheumatological)

Disease	Male	Female	Total
Rheumatoid arthritis	16	12	28
Spondyloarthropathy	06	08	14
Reactive arthritis	06	04	10
Osteoarthritis	26	48	74
SLE	01	13	14
Polymyositis	0	00	00
Dermatomyositis	0	01	01
Vasculitis	01	04	05
Systemic sclerosis	00	03	03
<b>Total</b>	<b>28</b>	<b>93</b>	<b>121</b>



## Infectious Diseases

Disease	Male	Female	Total
Tubercular lymphadenitis	07	05	12
Disseminated TB	26	18	44
Enteric fever	30	25	55
Septicaemia	17	22	39
Malaria	00	00	00
Viral fever	52	48	100
Dengue	05	04	09
Rickettsial fever	14	14	28
Filariasis	0	0	0
Leprosy	02	01	03
HIV	02	02	04
Leptospirosis	03	01	04
Tetanus	00	00	00
Others	0	0	0
<b>Total</b>	<b>158</b>	<b>139</b>	<b>297</b>

## Psychiatric Disorders

Disease	Male	Female	Total
Anxiety disorder	17	48	65
Conversion disorder	08	64	72
Somatoform disorder	04	14	18
Fibromyalgia	0	04	04
Schizophrenia	02	02	04
Mood disorder	04	04	08
<b>Total</b>	<b>35</b>	<b>136</b>	<b>171</b>



## Infectious Diseases

Disease	Male	Female	Total
Unknown Poisoning	64	84	148
OPC	48	70	118
Other insecticide	03	03	06
Drug overdose	05	12	17
Snake bite	12	03	15
Kerosene poisoning	14	23	37
<b>Total</b>	<b>146</b>	<b>195</b>	<b>341</b>

## Skin Diseases

Disease	Male	Female	Total
Psoriasis	02	03	05
Exfoliative dermatitis	01	01	02
Pineasis	04	06	10
Drug Reaction	02	04	06
Pemphigus vulgaris	01	0	01
<b>Total</b>	<b>10</b>	<b>14</b>	<b>24</b>

## Outcome

Disease	Male	Female	Total
Discharge	1936	1072	3008
Discharge on request	698	765	1463
Referred	90	55	145
Death	192	128	320
Others	296	289	585
<b>Total</b>	<b>3212</b>	<b>2309</b>	<b>5521</b>

## Medicine Unit-VI

### Name and designation of doctors

1. Dr Sadhu Uttam kumar, Associate Professor (Unit Head)
2. Dr Muhammad Shofiullah (Associate Professor)
3. Dr Mohammed Zabed jillul Bari (Assistant Professor)
4. Dr M A Kashem (Assistant Professor)
5. Dr. Md. Nazmul Islam (Registrar)
6. Dr. Ardhendu Shekhor Roy (Assistant Registrar)
7. Dr. Nazrul Islam, (IMO)
8. Dr. Ishtehad Abu Jafor Chy, (IMO)
9. Dr Arpita, (IMO)

### Cardiovascular Diseases

Disease	Male	Female	Total
Hypertension	290	210	500
Heart failure	96	46	142
IHD	88	36	124
Valvular heart disease	10	16	26
Arrhythmia	11	16	27
Cardiomyopathy	12	18	30
Infective endocarditis	0	1	1
<b>Total</b>	<b>507</b>	<b>343</b>	<b>850</b>

### Neurological Diseases

Disease	Male	Female	Total
Stroke	432	270	702
Pyogenic meningitis	27	08	35
Tubercular meningitis	04	02	06
Encephalitis	20	19	39
GBS	15	10	25
Transverse myelitis	08	06	14
Multiple Sclerosis	04	04	8
Pott's disease	5	2	7
Spinal cord compression	8	5	13
Epilepsy	04	05	9
MND	1	0	1
Parkinson's disease	18	10	28
Myopathy	01	0	1
ICSOL	14	7	21
<b>Total</b>	<b>551</b>	<b>348</b>	<b>909</b>





## Respiratory Diseases

Disease	Male	Female	Total
URTI	30	40	70
Bronchial asthma	36	34	70
COPD	280	86	366
Pneumonia	150	110	260
Pulmonary TB	96	80	176
Post TB Fibrosis	110	94	204
Bronchial carcinoma	50	26	76
Interstitial Lung Disease	20	9	29
Pneumothorax	24	7	31
Bronchiectasis	26	18	44
Lung abscess	22	12	34
<b>Total</b>	<b>844</b>	<b>516</b>	<b>1360</b>

## Renal Diseases

Disease	Male	Female	Total
UTI	30	120	150
Glomerulonephritis	27	19	46
Nephrotic syndrome	6	10	16
AKI	33	21	54
Chronic Kidney Disease	96	54	150
Renal cell carcinoma	0	1	1
Obstructive uropathy	32	12	44
Others	0	0	0
<b>Total</b>	<b>224</b>	<b>237</b>	<b>461</b>

## Gastrointestinal Diseases

Disease	Male	Female	Total
Diarrhoeal disease	96	80	176
Dysentery	18	20	38
Peptic ulcer	20	11	31
Non specific abdominal pain	80	110	190
Intestinal tuberculosis	24	11	35
Inflammatory bowel disease	2	1	3
Irritable Bowel Syndrom	7	16	23
Carcinoma oesophagus	8	4	12
Carcinoma stomach	10	08	18
<b>Total</b>	<b>265</b>	<b>261</b>	<b>526</b>

### Hepatobiliary & Pancreatic Diseases

Disease	Male	Female	Total
Cholecystitis	8	13	21
Acute Hepatitis	20	16	36
Chronic liver disease	78	39	117
Hepatocellular Carcinoma	24	15	39
Obstructive Jaundice	24	08	32
Liver abscess	14	6	20
Hepatic encephalopathy	36	18	54
Acute Pancreatitis	17	11	28
<b>Total</b>	<b>221</b>	<b>126</b>	<b>347</b>

### Haematological Diseases

Disease	Male	Female	Total
Acute Lymphoblastic leukaemia	10	6	16
Acute myeloblastic leukaemia	8	6	14
Chronic myelocytic leukaemia	12	9	21
Aplastic anaemia	10	6	16
Multiple myeloma	8	3	11
Iron deficiency anaemia	12	42	54
Megaloblastic anaemia	7	5	12
Hemolytic anaemia	6	5	11
ITP	2	3	5
Lymphoma	8	6	14
Haemophilia	14	0	14
Von Wilbrand Disease	3	1	4
<b>Total</b>	<b>100</b>	<b>92</b>	<b>192</b>

### Endocrine Diseases

Disease	Male	Female	Total
Diabetes mellitus	144	118	262
Hyperthyroidism	8	16	24
Hypothyroidism	10	24	34
Addison's disease	2	3	5
Sheehan's syndrome	0	2	2
Cushing syndrome	7	5	12
<b>Total</b>	<b>171</b>	<b>168</b>	<b>339</b>



## Rheumatological Diseases

Disease	Male	Female	Total
Rheumatoid arthritis	8	24	32
Spondyloarthropathy	2	8	10
Reactive arthritis	8	4	12
Osteoarthritis	20	78	98
SLE	0	18	18
Dermatomyositis	0	1	1
Vasculitis	1	8	9
Systemic sclerosis	0	3	3
<b>Total</b>	<b>39</b>	<b>144</b>	<b>183</b>

## Infectious Diseases

Disease	Male	Female	Total
Tubercular lymphadenitis	10	6	16
Disseminated TB	18	12	30
Enteric fever	26	18	44
Malaria	0	0	0
Viral fever	30	26	56
Dengue	2	1	3
Rickettsial fever	7	5	12
Filariasis	0	0	0
Leprosy	0	1	1
HIV	5	3	8
Leptospirosis	17	4	21
Tetanus	2	0	2
Others			
<b>Total</b>	<b>117</b>	<b>76</b>	<b>193</b>

## Psychiatric Disorders

Disease	Male	Female	Total
Anxiety disorder	26	70	96
Conversion disorder	12	104	116
Fibromyalgia	0	02	2
Schizophrenia	1	0	1
Mood disorder	6	12	18
<b>Total</b>	<b>45</b>	<b>188</b>	<b>233</b>



## Poisoning

Disease	Male	Female	Total
OPC	52	55	107
Herpic	08	42	50
Drug overdose	60	64	124
Paraquate	10	08	18
Street Poisoning	16	1	17
Kerosine	5	8	13
Unknown	78	94	172
<b>Total</b>	<b>229</b>	<b>272</b>	<b>501</b>

## Skin Diseases

Disease	Male	Female	Total
Psoriasis	6	2	8
Exfoliative Dermatitis	1	1	2
Tinea	17	10	27
Drug Reaction	7	11	18
Pemphigus Valgaris	0	1	1
<b>Total</b>	<b>31</b>	<b>25</b>	<b>56</b>

## Outcome

Category	Male	Female	Total
Discharge with Advice	1901	1248	3149
Discharge on Request	1020	825	1845
Reffered	65	39	104
Death	174	138	312
Others	345	312	657
<b>Total</b>	<b>3505</b>	<b>2562</b>	<b>6067</b>

## Services rendered:

- 1) Patients' management, follow up, and counseling.
- 2) Management of COVID-19 patients.
- 3) Bedside procedures (Aspiration of pleural and peritoneal fluid, Bone marrow aspiration and Trephine biopsy, Lumber puncture for CSF study)
- 4) Issuing medical certificate.
- 5) Formation of the medical board for patient's management.
- 6) Conducting death review sessions.



## Academic activities:

1. Teaching the undergraduates and postgraduate students.
2. Clinical training of undergraduate and postgraduate students.
3. Weekly Grand round, scientific session, Journal club presentation
4. Conduction of exams for both undergraduates and postgraduate students.

## Research activities

### Medicine Unit-1

### Medicine Unit-2

1. Assessment of patient's knowledge regarding non pharmacological management of diabetes mellitus in a tertiary care hospital. (Researcher: Dr. Kazi Mynul Islam)
2. Demographic and clinical profile of snake bite victims admitted in a tertiary care hospital of Northeast part of Bangladesh. (Researcher : Dr Miton Chandra Paul)
3. Pattern of transthoracic echocardiographic changes and its impact on initial 30-day-outcome among acute stroke patients. (Researcher: Dr. Muhammad Abu Mohshin)

### Medicine Unit-3

1. Title "Exploring Two Pandemics in Academic Arena: Physical Activity and Sedentary Behaviors Profile of University Students in Bangladesh"; <https://doi.org/10.3390/eji-hpe11020027>. [Status-Published]  
Author: Md Asaduzzaman.
2. Title "Paraquat-induced acute kidney and liver injury: Case report of a survivor from Bangladesh", <https://doi.org/10.1002/ccr3.5020>. [Status-Published]  
Authors: Md Asaduzzaman, Monotush Ronjon Chando, Nasad Ahmed, Khandaker Mohammad Rezwanul Islam, Munsu Mohammad Jahangir Alam, Soumitra Roy.
3. Title "Role of hemogram-derived ratios in predicting intensive care unit admission in COVID-19 patients: a multicenter study", [Status-Ongoing]  
(Researchers: Md Asaduzzaman, Mohammad Zabeed Jilul Bari)
4. Title "Clinical Characteristics and Predictors of Mortality in Elderly Patients Hospitalized with COVID-19 in Bangladesh: A Multicenter, Retrospective Study". [Status-Ongoing]  
(Researchers: Md Asaduzzaman, Mohammad Zabeed Jilul Bari, M M Jahangir Alam, Shishir Ranjan Chakraborty)

### Medicine Unit 4

1. Title "Risk factors and in-hospital outcome of different sub types acute stroke patients with diabetes mellitus in a tertiary level hospital (Researcher: Dr. ASM Sayem)

### Medicine Unit 5

### Medicine Unit 6

1. Title "Frequency of Respiratory failure in COPD patients admitted in sylhet MAG Osmani Medical College Hospital". (Researcher: Dr. Nazrul islam)
2. Title "Short term outcomes of acute ischemic stroke presented after 24hr of onset in Sylhet M A G Osmani Medical college hospital." (Researcher: Istahad abu zafor chowdhury)



## Gastroenterology Department

### Name and designation of doctors

1. Dr. Md. Jahangir Alam, Prof. & Head of the department
2. Dr. Malay Kumar Sur Chowdhury, Associate Professor
3. Dr. Mostak Uddin Ahmed, Associate Professor
4. Dr. Md. Oliur Rahman, Associate Professor
5. Dr. Abdullah Zaki Bin Hussain, Asst. Registrar
6. Dr. Md. Muhibur Rahman, Medical Officer
7. Dr. Abdul Mumith Ruhan, Registrar

Name of sister in charge: Mst. Hosne Ara

Name of nursing staff: Ayesha Begum

### Bed Number:

Category	Male	Female	Total
Non paying	7	4	11
Paying	Not fixed		

### Service rendered in 2021:

1. Patient management follow-up and counseling
2. Teaching of undergraduate and post graduate students
3. Conduction of post graduate training
4. Bed side procedure:
  - Ascitic fluid paracentesis
  - NG tube insertion
  - Catheterization

### Procedure done in the dept. in 2021

Name of Invasive Procedure	Number of Procedure
Endoscopy	672
Colonoscopy	245
EVL	52
ERCP	18
Dilatation	03
Foreign body removal	02
NG tube insertioin	01
ERCP stent removal	01
Polypectomy	13
<b>Total</b>	<b>1007</b>



## Academic Activities in 2021

Grand Round	Journal Club	Scientific seminar
2	1	1

Date	Topic	Presenter
8/5/2021	21 year lady with abdominal mass.	Dr. Abdullah Zaki Bin Hussain
6/07/2021	NAFLD: An update	Dr. Md. Muhibur Rahman
2/10/2021	65 year old male with weight loss	Dr. Abdul Mumith Ruhan
16/11/2021	EASL guideline of HBV infection	Dr. Abdullah Zaki Bin Hussain

- Journal club and scientific seminar in college conference room on every Monday: Not done
- Weekly clinical meeting in the hospital conference room and lecture gallery -1 of college on every Thursday: Not done
- Undergraduate lecture, clinical classes and block posting: Not done
- Lecture and clinical classes of post-graduate course students

## Research Activities: 2021

### Ongoing:

Comparison between split dose and single dose bowel laxatives for colonoscopic preparation in patients with Bangladeshi diets: A randomized clinical trial.

Attendance and paper presentation in national/international seminar/symposium and workshop

## Disease profile in Indoor 2021

### Disease of the gastrointestinal system

Disease	Male	Female	Total
Malabsorption	12	28	40
Intestinal TB	31	29	60
Inflammatory Bowel Disease	18	12	30
Acute Pancreatitis	11	4	15
Chronic Pancreatitis	34	21	55
Carcinoma Stomach	40	5	45
Carcinoma Oesophagus	10	4	14
Carcinoma Colon	20	14	34
Peptic ulcer disease	18	10	28
<b>Total</b>	<b>194</b>	<b>127</b>	<b>321</b>



## Disease of the Hepatobiliary System

Disease	Male	Female	Total
Chronic Liver Disease	30	22	52
Choledocholithiasis	30	45	75
Cholangiocarcinoma	10	7	17
Periampullary carcinoma	3	2	5
Viral hepatitis	7	3	10
Liver Abscess	4	4	8
Hepatocellular Carcinoma	18	7	25
Metastatic Liver Disease	10	4	14
Caroli's disease		1	1
<b>Total</b>	<b>112</b>	<b>95</b>	<b>207</b>

## Outcome

Outcome	Male	Female	Total
Discharge	253	172	425
Discharge on request	18	16	34
Referred	45	20	65
Others	1	3	4
Death	-	-	-
<b>Total</b>	<b>317</b>	<b>211</b>	<b>528</b>





## Department of Neurology

### Name and designation of doctors

1. Dr. Biplob Kumar Roy (Professor & Head of the Department)
2. Dr. Mostafa Hosen (Assistant Professor)
3. Dr. AKM Shoab (Assistant Professor)
4. Dr. Md. Jasim Uddin (Assistant Professor)
5. Dr. Md. Jamil Ahmed (Registrar)
6. Dr. Md. Mizanur Rahman (Registrar)

### Bed number

Category	Male	Female	Total
Non paying	10	05	15

### Services:

1. Indoor patient management, follow up and counselling.
2. Specialized OPD service twice weekly.
3. Teaching of undergraduate and post-graduate students (Phase A & FCPS)
4. Bed side procedur : CSF study & CSF pressure measurement.
5. Assigned Covid duty by Professor Biplob Kumar Roy, Assistant Professor Mostafa Hosen, Assistant Professor AKM Shoab, Assistant Professor Jasim Uddin during Covid 19 pandemic.

### Academic Activities in 2021

#### a. Grand Round

Date	Topic/Title	Presenter
25/8/2021	Arnold Chiari malformation with syringomyelia	Dr. Farzana Islam

#### b. Journal Club

Date	Topic/Title	Presenter
06/11/2021	Oral anticoagulant in non valvular AF after ICH	Dr. Arefin Patwary

#### c. Scientific Seminar

Date	Topic/Title	Presenter
13/12/2021	Common pitfalls in epilepsy	Dr. Atunu Das



## Lectures and clinical classes of postgraduate course students

Date	Lecture	Clinical
Professor Dr. Biplob Kumar Roy	50 hours	60 hours
Assistant Professor Dr. Mostafa Hosen	40 hours	50 hours
Assistant Professor Dr. AKM Shoab	40 hours	50 hours
Assistant Professor Dr. Md. Jasim Uddin	40 hours	50 hours

## Research activities in 2021

### Published article in 2021

Rubaiat L, Shoab AKM, Wadud MS, Islam MU, Islam MT, RoyBK. Study of CT Scan of Head in Patients Presenting with Headache. The OMTAJ 2021; 19(1): 45

### Completed:

Post Stroke Pain: Association with Site & Type of Stroke (Dr. Md. Mizanur Rahman)

### Ongoing :

#### Title:

HIV associated vacuolar myelopathy

#### Name of researchers:

Dr. Asaduzzaman  
 Dr. Biplob Kumar Roy  
 Dr. Mostafa Hosen  
 Dr. AKM Shoab  
 Dr. Md. Jasim Uddin  
 Dr. Atonu Das

#### Attendance and paper presentation in international seminar:

In April 2021, Prof. Dr. Biplob Kumar Roy (Head of Neurology, SOMCH) & Assistant professor Dr. AKM Shoab attended yearly seminar of American Academy of Neurology which was held in Seattle, USA.



## Disease profile in 2021

Disease	Male	Female	Total
Stroke	110	63	173
Peripheral Neuropathy	104	37	141
Movement Disorder	34	18	52
ICSOL	29	14	43
CNS Infections	66	32	98
Neurodegenerative Diseases	12	03	15
Spinocerebellar ataxia	66	38	104
CNS Demyelinating Diseases	54	20	74
Compressive Myelopathy	63	23	86
Seizure	43	19	62
Headache Disorder	13	19	32
Hereditary Disorder	32	14	46
Myopathy	13	13	26
Grand total	627	310	937

## Outcome

Outcome	Male	Female	Total
Discharge	524	245	769
Discharge on request	62	28	90
Referred	23	24	47
Death	1	1	2
Others	17	12	29
Grand total	627	310	937

## Month wise statement of indoor patients

Month	Male	Female	Total
January	55	26	81
February	52	25	77
March	63	28	91
April	44	29	73
May	54	23	77
June	43	28	71
July	70	32	102
August	73	21	94
September	66	23	89
October	61	18	79
November	21	21	42
December	25	36	61
Total	627	310	937



## Month wise statement of outdoor patients

Month	Male	Female	Total
January	103	219	322
February	167	188	355
March	160	107	267
April	211	300	511
May	125	194	319
June	119	105	224
July	114	198	312
August	119	176	295
September	114	153	267
October	195	138	333
November	140	148	288
December	129	112	241
Total	1696	2038	3734

**Referral services:** In 2021, a grand total of 1137 referred patients of different department were seen by department of Neurology.

## Special achievement of the department in 2021

Department obtains its full-time postgraduate training permission from BCPS under the leadership and guidance of head of the department, Dr. Biplob Kumar Roy.

## Recommendations for further improvement:

- NCS, EMG & EEG machines are necessary for better service.
- More space is needed for the installation of all electrophysiology machines
- Automation/digitization of all services of the department.
- More Manpower is needed



## Department of Nephrology

### Name and designation of doctors:

1. Dr. Dhruba Das, Associate Professor & head of the department
2. Dr. Shuvarthi Kar, Assistant Professor
3. Dr. Saifur Rahman, Assistant Professor
4. Dr. Sarmin Akter, Assistant registrar
5. Dr. Tufayel Ahmed, Assistant registrar
6. Dr. Abu Ahmed Gulam Akbar, Medical officer
7. Dr. Umme Habiba Boobly, Medical officer
8. Dr. Sourav Paul Cnowdhury, Medical officer
9. Dr. Md. Shamsul Islam, Medical officer

Name of Sister-in-Charge - Mrs. Rokeya Khatun.

Number of Nursing staffs - 07

### Bed number

Category	Male	Female	Total
Non paying	4	2	6
Paying	Not fixed	Not fixed	

Total Dialysis Machine: 04

### Service:

1. Patient management, follow up and counseling.
2. Regular haemodialysis.
3. Teaching of undergraduate and post graduate students.
4. Conduction of undergraduate post graduate courses.
5. Bed side procedure.
6. Aspiration of pleural, peritoneal fluid
7. Femoral venous catheter
8. Jugular venous catheter
9. Renal biopsy.

### Academic activity in 2021:

- Participation in Grand round, journal club & scientific seminar in the academic corner of the department of medicine and presentation from the nephrology as follows:

Grand round	Journal club	Scientific seminar
2	2	2



- Participation in Journal club and scientific seminar and thesis protocol presentation in the college conference room/ medical education unit on every Monday and Wednesday. Presentation from the nephrology as follows:

Journal club	Scientific seminar
02	02

- Undergraduate lecture, clinical classes and block posting:

Year	Lecture	Clinical	Block posting
3 <sup>rd</sup> year	2	0	0
4 <sup>th</sup> year	2	0	0
5 <sup>th</sup> year	2	0	0

Block posting (session 0): 00weeks.

- Lecture and clinical classes of post graduate course students:

Lecture	Clinical
hours	54 hours

## Research activities in 2021:

### • Completed:

1. Prevalence and risk factors of secondary hyperparathyroidism among CKD patients and correlation with different laboratory parameters.
2. Renal function status among patients with essential hypertension.

- **Published article in 2021:** Sent for publication.

## Procedure: 2021

Month	Heamodialysis	Femoral venous catheter	Jugular venous catheter	Renal biopsy
January	143	23	1	5
February	153	25	0	3
March	177	21	1	4
April	181	24	2	6
May	168	19	1	4
June	155	25	0	5
July	149	18	0	4
August	126	27	1	4
September	185	23	2	3
October	187	22	1	4
November	179	24	0	3
December	192	22	1	3
Total	1995	273	10	48



## Disease profile in 2021

Diseases of the renal system:

Disease	Male	Female	Total
CKD	220	185	405
ESRD on HD	846	656	1502
GN(Nephrotic presentation)	188	164	352
GN(Nephritic Presentation)	146	134	280
Lupus Nephritis	12	34	46
AKI	143	166	309
Oxalate nephropathy	23	7	30
ADPKD	9	12	21
Others	32	26	58
Total	1619	1384	3003

## Recommendation:

1. Bed number for male and female patients of nephrology should be increased to at least 40 (male 20, female 20).
2. Dialysis machine and beds should be increased to at least 25-30 and uninterrupted supply of necessary medicines and materials for dialysis to be ensured.



## Department of Cardiology

### Name and designation of doctors

1. Prof. Dr. Md. Shahabuddin, Professor & head of the department
2. Dr. Md. Mukhlasur Rahman, Associate Professor
3. Dr. S.M. Habibullah, Associate Professor
4. Dr. G. M. Mohiuddin, Assistant Professor
5. Dr. Md. Anamur Rahman, Assistant Professor
6. Dr. Md. Sirajur Rahman, Assistant Professor
7. Dr. Md. Azizur Rahman Roman, Assistant Professor
8. Dr. Pradip Kumar Das, Assistant Professor
9. Dr. Md. Fakhrul Islam, Assistant Professor
10. Dr. Nizam Uddin, Assistant Professor
11. Dr. Hiranmoy Das, Assistant Professor
12. Dr. Md. Abul Ehsan, Assistant Professor
13. Dr. Md. Mosharul Haque, Assistant Professor
14. Dr. Dilip Kumar sarker, Assistant Professor
15. Dr. Omar Faruk, Assistant Professor
16. Dr. Mrinal Kanti Das, Assistant Professor
17. Dr. Adyle Mahmud, Assistant Professor
18. Dr. Md. Shuaib Ahmed, Assistant Professor
19. Dr. Prasanta Sarker, Registrar
20. Dr. Abdul Ahad, Assistant Registrar
21. Dr. Mohammad Abdullah, Assistant Registrar
22. Dr. Chowdhury Gulshan Ara Kamal, Assistant Registrar
23. Dr. Md. Abdur Rouf Munna, Assistant Registrar

### Bed number

Category	CCU	PCCU	General	Paying
Non Paying	08	10	20	04

### Service provided in 2021

1. Management of patients in outpatient department twice in a week.
2. Management of indoor patient.
3. Management of referred patient from various departments.
4. Interventional procedures.
5. Echocardiography
6. ETT
7. Coronary angiogram---620
8. PTCA -15
9. PPM -28
10. TPM -36





## Non invasive procedures

- Echocardiogram -7357
- ETT -234
- ECG -21500

## Academic activities in 2021

- Participation in journal club, seminar, protocol presentation and clinical session in the SOMC on every Monday, Wednesday and Thursday.
- Participation in journal club, seminar and clinical session in the department of medicine on every Sunday and Wednesday.
- Participation in clinical session in the hospital conference room on every Thursday.

## Lecture (Undergraduate)

3rd year	4th year	5th year
09 hours	11 hours	13 hours

## Clinical (Undergraduate)

3rd year	4th year	5th year
10 working days	10 working days	10 working days

## Postgraduate course

Lecture	Seminar	Journal Club	Clinical meeting	Death review & CAG Presentation
4 days/week	Weekly	Weekly	Weekly	Weekly

## Research activities in 2021

### Thesis

- Evaluation of risk factors and angiographic pattern of patients with acute MI in young.
- Coronary Angiographic Profile of NSTEMI Patients with or without DM.
- Estimation of left-ventricular end diastolic Pressure with Echo.
- Correlation of raised level of Brain Natriuretic Peptide (BNP) and outcome of patients hospitalized for Acute Myocardial infarction.
- Coronary angiographic profile of AMI patients with or without metabolic syndrome.

### Ongoing research activities

- CAG profile of CAD in SOMCH.
- Outcome of acute anterior MI in hospitalized patients.

### Attendance in national/international seminars, symposium and workshop

- Complex PCI Conclave, Dhaka Prof. Dr. Md. Mukhlasur Rahman and other associate, assistant Professor with trainee doctors. BDECHO 2021 at Dhaka Prof. Dr. Md. Mukhlasur Rahman and other associate, assistant Professor with trainee doctors.
- B
- BD
- TraininDutta.



## Dermatology and Venereology

### Name and designation of doctors

1. Dr. Md. Saleh Ahmed, Associate professor & head of the department
2. Dr. Md. Tabibul Islam, Assistant professor
3. Dr. Shiddhartha Shankar Dutta, Assistant professor
4. Dr. Md Mainul Islam Choudhury, Assistant professor
5. Dr. Afroza Rashid Nipa, Assistant professor
6. Dr. Parimal kumar sen, Assistant professor
7. Dr. Farhana Haque, Assistant professor
8. Dr. Mirza Lutful Bari, Registrar
9. Dr. Bishwanath Paul, Medical officer
10. Dr. Nirjhar Bhattacharjee, Medical officer
11. Dr. Farjana Yeasmin, Medical officer
12. Dr. Nahid Rahman, Medical officer

**Name of sister in charge:** palma Chamile regina

### Number of bed:

- Non paying bed: Male bed no :8  
Female bed no : 4
- Paying: male :2

### Service Rendered in 2021

1. Patient management followup and counselling
2. Teaching of undergraduate and post graduate student.
3. Conduction of undergraduate and postgraduate courses.
4. Management of patient in out patient department.
5. Several operative procedure done in respect of patient purpose.
6. Skin biopsy procedure for confirmation of diagnosis, cautery done in various hyperkeratotic disease, intralesional injection with triamcinolone, chemical peeling in cosmetic purpose, nail avulsion procedure for the treatment of various disease of skin.

### Academic Activities on 2021:

**Scientific seminar & journal club presentation in the department of dermatology on Every Sunday and Wednesday**

In 2021 due to pandemic situation all the academic activities where mass people were gathered was prohibited. But after when the covid graph was declined we did some academic activities.

Journal Club presentation: 12

Scientific Seminar: 16

- Undergraduate lecture, clinical classes and block posting:  
Year fourth year (session) no classes  
Year Fifth year (session) 30 hours.
- lecture, clinical classes of postgraduate course student:  
lectures :195 hours  
clinical classes:310 hours

### Research activities in 2021.

**Completed (Title and name of the researcher)**

Frequency of metabolic syndrome in psoriasis

Researcher: Dr. farjana yeasmin



## Ongoing (Title and name of the researcher)

1: Efficacy of Tofacitinib in Alopecia Areata

Researcher : Dr. Md Monirul Islam.

2: Serum Free Testosterone Level in Women With Acne Vulgaris

Researcher : Dr. Shahida Farhana

## Disease profile in 2021

### Indoor

Disease	Male	Female	Total
Exfoliative dermatitis	9	4	13
psoriasis	3	4	7
Pemphigus vulgaris	4	7	11
Bullous pemphigoid	3	2	5
SLE	X	1	1
Extensive tinea corporis	3	3	6
Darriers disease	X	1	1
Pemphigus foliaceus	3	x	3
drug reaction	3	3	6
<b>Grand total</b>	<b>28</b>	<b>25</b>	<b>53</b>

### Outcome of admitted indoor patient

Outcome	Male	Female	Total
Discharge	20	15	35
Discharge on request	8	10	18
Death	0	0	0
<b>Total</b>	<b>28</b>	<b>25</b>	<b>53</b>

### Recommendation for further improvement:

We want to upgrade our operative room by enriched with instrument .we gave indent of some instrument

- Phototherapy machine
- Iontophoresis
- Co2 laser machine.
- Dermoscope
- Cautery machine



## Department of Psychiatry

### Name and designation of doctors

1. Dr. RKS Royle, Associate professor & Head
2. Dr. Ahmed Riad Chowdhury, Assistant Professor
3. Dr. Mubin Uddin Akhanji, Assistant Professor
4. Dr. Md. Sayed Inam, Assistant Professor
5. Dr. Suchitra Talukdar, Assistant Registrar
6. Dr. Rezwana Habiba, IMO
7. Dr. Zikrul Islam, Resident
8. Dr. Rafiqul Islam, Resident
9. Dr. Taslima Rahman, Resident
10. Dr. Mohammad Hasan, Resident
11. Dr. Rahat Imam, Resident
12. Dr. Kakon Kumar Dey, Resident
13. Dr. Anamika Chowdhury, Resident
14. Dr. Abdullah Al Mamun, Clinical Psychologist
15. Dr. Md. Mahmudul Hasan, Resident
16. Dr. Shuvro Tusher Singha, Resident
17. Dr. Monika Bishwash, Medical Psychologist

### Psychiatry OPD, SOMCH Sylhet provides following services:

- 1) Treatment of the general patients attending OPD
- 2) Treatment in specialized clinic in OPD (addiction clinic, geriatric clinic, OCD clinic, student counseling clinic, child clinic, psychiatry sex clinic)
- 3) Psychotherapy & counseling service
- 4) Referral chain management

### Service Providers:

1. Dr. RKS Royle, Associate professor & head
2. Dr. Ahmed Riad Chowdhury, Assistant Professor
3. Dr. Mubin Uddin Akhanji, Assistant Professor
4. Dr. Md. Sayed Inam, Assistant Professor
5. Dr. Suchitra Talukdar, Assistant Registrar
6. Dr. Rezwana Habiba, I.M.O
7. Dr. Zikrul Islam, Resident
8. Dr. Rafiqul Islam, Resident
9. Dr. Taslima Rahman, Resident
10. Dr. Mohammad Hasan, Resident
11. Dr. Rahat Imam, Resident
12. Dr. Kakon Kumar Dey, Resident

*Due to COVID pandemic no ECT was administered.*



## Service Providers:

13. Dr. Anamika Chowdhury, Resident
14. Dr. Abdullah Al Mamun, Clinical Psychologist
15. Dr. Md. Mahmudul Hasan, Resident
16. Dr. Shuvro Tusher Singha, Resident
17. Dr. Monika Bishwash, Medical Psychologist
18. Jalil Chowdhury, Nursing In-charge

## Bed Number

Category	Male	Female	Total
Non paying	12	03	15
Paying	03	0	03

## Monthly frequency of Patient admission

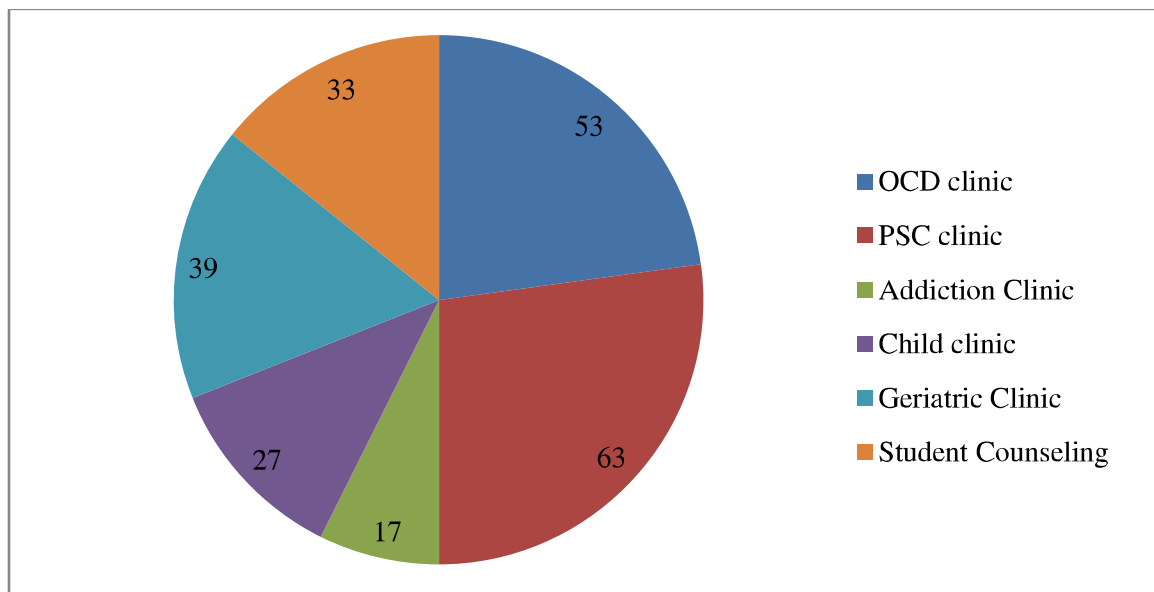
Name of Month	Number Of patient	Schizophrenia	Bipolar	Substance Use Disorder	Other	Death
January	20	7	6	5	2	Nil
February	19	11	4	2	2	Nil
March	23	10	6	3	4	Nil
April	23	7	8	3	5	Nil
May	26	11	7	2	7	Nil
June	29	11	10	5	3	Nil
July	21	13	5	2	1	Nil
August	29	11	13	4	1	Nil
September	33	13	13	5	2	Nil
October	39	17	13	6	3	Nil
November	45	19	16	7	3	Nil
December	51	23	17	5	6	Nil

Name of Month	Bed Occupancy in non paying bed	Bed Occupancy in paying bed
January	110%	7%
February	121%	11%
March	129%	13%
April	130%	0%
May	117%	0%
June	119%	3%
July	121%	19%
August	138%	0%
September	133%	0%
October	151%	100%
November	163%	100%
December	187%	0%



## Academic activity

- ✓ **Regular morning session.**  
(Case presentation -45, journal presentation-13 and other scientific session-62).
- ✓ Post graduation classes.
- ✓ Undergraduate teaching activity.
- ✓ Various awareness program, symposium, day observation.
- ✓ Thesis by Dr. Afroza Akter on “Quality of life among patients with sexual dysfunction”.
- ✓ Special Clinic Activity:



**Fig:** Frequency of patients attending specialized psychiatry clinic (N-232)



## Department of Paediatrics

### Name & Designation of doctors

#### Unit-1

Dr. Jugendra Singha	-Associate Professor and head
Dr. Md. Shohidul Islam Khan	- Assistant Professor
Dr. Mosabbir Hosain	-Consultant
Dr. Rajib Datta	-Registrar
Dr. Tanmoy Deb	-Registrar
Dr. Sharmin Mahbuba Khanam	-IMO

#### Unit-2

Dr. Mujibul Hoque	-Associate Professor
Dr. Md. Ziaur Rahman Chowdhury	- Assistant Professor
Dr. Tanjina Chowdhury	-Assistant Professor
Dr. Aparajita Chowdhury	-Registrar
Dr. Md. Benzamin	-Registrar

#### Unit-3

Dr. Akhlaq Ahmed	-Assistant Professor
Dr. Minakshi Chowdhury	-Assistant Professor
Dr. Shahrin Chowdhury	-Registrar

#### Unit-4

Dr. AHM Khairul Bashir	-Assistant Professor
Dr. Muhammad Solaiman Mollah	-Assistant Professor
Dr. Tuhin Barua Tamal	

#### SCANU:-

Dr. Mohammad Abdul Hai Mia	- Associate Professor
Dr. Jua	-Assistant Registrar
Dr. Sultana Jahan	-Assistant Registrar

### Number of Bed (Total- 101)

Non- Paying	93	General-70
		Hemato-Oncology-09
		Diarrhoea-12
		Tetanus-02
Paying	08	



## Services Rendered in 2021

### Work load of academic Staff-

Duties	Working hours ( per week)
Ward round	12 hrs/ week
On call frequency	04-05/ per week
Teaching related works	10 hrs/ per week
Grand Round	2hrs/week (Monday)

## Academic activities in 2021

### Trainer's Academic Involvement:-

Duties	Frequency/ month
Tutorial	21
Group discussion	25
Bed side teaching	25
Journals Club	04
Seminar	04

## Research activities in 2021

### Research related information (year 2021)

- A. No. of on-going Research --07
- B. No. of research conducted --04
- C. Published articles in various journal --06
- D. Attendance and paper presentation in national/international seminars, Symposium and workshop --04

## Disease statement in 2021

Month	Male	Female	Total
January	1034	820	1854
February	747	700	1447
March	1028	1056	2084
April	887	743	1630
May	852	883	1735
June	837	749	1586
July	860	768	1628
August	812	1038	1850
September	1265	1078	2343
October	1203	1088	2291
November	1301	1288	2589
December	1084	1002	2086
<b>Grand Total</b>	<b>11910</b>	<b>11213</b>	<b>23123</b>





## Diseases profile of 2021

Disease Name	Male	Female
AGN	305	244
ALL	27	23
Allergic Reaction	54	56
Iron deficiency Anaemia	48	54
Bacillary Dysentery	48	57
Asthma	95	37
Bronchiolitis	875	685
Pneumonia	1802	1449
Congenital Heart Disease	143	177
Congestive Cardiac Failure	55	32
CP with Seizure disorder	166	186
Diarrhoea	1790	1632
DKA	16	14
Diphtheria	00	01
Drug Reaction	5	7
Encephalitis	238	202
Enteric Fever	108	112
Epilepsy	35	38
Febrile Convulsion	310	247
Heart Failure	29	21
Hepatitis	75	102
Nephrotic Syndrome	541	381
Hypothyroidism	11	15
JIA/JRA	22	32
Lymphoma	25	16
Malaria	00	02
Measles	40	34
Meningitis	238	280
Mumps	8	3
Near Drowning	55	37
Protein Energy Malnutrition	226	235
Poisoning	180	157
Non Specific Abdominal pain	119	145
Renal Failure	00	01
Rickets	60	23
Rheumatic Fever	31	27
Septicemia	309	280
Status Epilepticus	26	17
Tetanus	18	12
Thalassaemia	310	270
Tuberculosis (Pulmonary)	95	101
Tuberculosis (Extra-Pulmonary)	36	22
Urinary Tract Infection	166	355
Valvular Heart Disease	24	11
Viral Fever	120	98
<b>Neonatology</b>		
Perinatal Asphyxia	940	1121
EONS	596	672
LONS	286	302
Preterm LBW	895	852
Neonatal Jaundice	238	280
MAS	71	56
<b>Grand Total</b>	<b>11910</b>	<b>11213</b>



## Poisoning

Disease	Male	Female	Total
Unknown Poisoning	69	89	158
OPC	48	57	105
Other insecticide	04	06	10
Drug overdose	06	15	21
Snake bite	08	10	18
Kerosene poisoning	16	26	42
<b>Total</b>	<b>153</b>	<b>203</b>	<b>356</b>

## Skin diseases

Disease	Male	Female	Total
Psoriasis	04	05	09
Exfoliative dermatitis	02	02	04
Pineasis	05	07	12
Drug Reaction	05	03	08
Pemphigus vulgaris	02	01	03
<b>Total</b>	<b>16</b>	<b>20</b>	<b>35</b>

## Outcome

Disease	Male	Female	Total
Discharge	1937	972	2909
Discharge on request	698	715	1413
Referred	92	35	127
Death	190	98	288
Others	300	225	525
<b>Total</b>	<b>3216</b>	<b>2045</b>	<b>5261</b>



## Department of Surgery

### Surgery Unit-1

#### A. Faculties of the Surgery Unit-1

Name	Designation	Qualification
Prof. Dewan Ali Hassan Chowdhury	Professor & Head	MBBS, FCPS FRCS (Eng), FRCS (Glasgow), FRCS (Ire), FRCS (Edin)
Dr Mohammad Abdul Quadir	Assistant Professor	MBBS, FCPS

#### B. Registrars, Trainees & Residents of Surgery Unit-1:

Name	Designation	Qualification	Surgery Unit
Dr. Ahmod Nasim Hasan	Registrar	MBBS, FCPS(Surgery)	01
Dr. Akbar Neaz Mahmud	Assistant Registrar FCPS Trainee	MBBS	01
Dr. Md. Mostafizur Rahman	IMO, MS (Phase -B)	MBBS	01
Dr. Anif Ibne Sayeed	HMO, FCPS Trainee	MBBS	01
Dr. Rezwana Salam Bushra	HMO, FCPS Trainee	MBBS	01
Dr. Amena Yesmin	HMO, FCPS Trainee	MBBS	01
Dr. Pompy Baidya	Resident MS (Phase -B)	MBBS	01
Dr. Promy Sinha	HMO, FCPS Trainee	MBBS	01

#### C. Service rendered:

##### 1: In-patient records of Surgery Unit-1

##### Facility available:

Total number of beds	40
Number of paying beds	10
Number of non-paying beds	30
Number of cabins	0 (cabins are given according to availability by the hospital authority)

##### Patient admission record:

Number of patients admitted in paying beds	515
Number of patients admitted in non-paying beds	2243
Number of patients admitted in cabins	150

## 2: Disease profile of in-patients in Surgery Unit-1

Disease	Number of patients
Acute appendicitis	165
Acute calculus cholecystitis	260
Peptic ulcer disease	190
Perforation of gas containing hollow viscus	48
Intestinal obstruction	87
Non specific abdominal pain	442
Acute pancreatitis	68
Biliary colic	192
Empyema gall bladder	10
Blunt abdominal trauma	56
Penetrating abdominal injury	21
Chest trauma	57
Obstructed inguinal hernia	12
Breast abscess	26
Abscess in the limbs	29
Perianal abscess	54
Peripheral arterial occlusive disease	36
Gangrene of the limbs	27
Diabetic foot	511
Acute retention of urine	73
Ureteric colic	82
Renal colic	08
Epididymo-orchitis	156
Testicular torsion	03
Burn	52
Chronic calculus cholecystitis	88
Choledocholithiasis	38
Carcinoma head of the pancreas	12
Periampullary carcinoma	08
Chronic pancreatitis	97
Pancreatic pseudocyst	09



Disease	Number of patients
Carcinoma stomach	37
Carcinoma colon	34
Carcinoma rectum	21
Carcinoma breast	31
Chronic intestinal obstruction due to tuberculosis	21
Soft tissue sarcoma	10
Inguinal hernia	28
Incisional hernia	19
Epigastric hernia	26
Fibroadenoma breast	101
Testicular malignancy	16
Fistula in ano	22
Haemorrhoid	08
Rectal prolapse	01
Retroperitoneal tumour	05
Liver abscess	12
Hydatid cyst of liver	12
Neurofibroma	15
Hypersplenism	04
Gastric outlet obstruction due to pyloric stenosis	39
<b>Total patients (in last one year)</b>	<b>2908</b>

### 3: Procedure records

Name of the invasive procedure done in the Unit	Number in one year
Biopsy	80
Nasogastric tube insertion	80
Catheterization	100

#### 4. Operations Performed by Surgery Unit-1:

##### a. Records of the major elective operations done by Surgery Unit-1

Name of the major operations	Number
Appendicectomy	165
Open cholecystectomy	10
Repair of duodenal ulcer perforation	48
Resection and anastomosis of intestine	67
Incision and drainage of abscess	55
Mesh repair of obstructed inguinal hernia	12
Amputation of lower limb	16
Lower radical gastrectomy with gastrojejunostomy	26
Total Gastrectomy with Oesophagojejunostomy	01
Palliative Gastrojejunostomy	10
Laparoscopic cholecystectomy	88
Right hemicolectomy	15
Left hemicolectomy	16
Anterior resection of carcinoma rectum	11
Abdomino perineal resection for carcinoma rectum	10
Mesh repair of inguinal hernia	28
Choledocholithotomy	38
Whipple's operation	01
Mastectomy with axillary dissection	25
Excision of fibroadenoma of breast	20
<b>Total</b>	<b>795</b>



## b. Records of the minor operations done by Surgery Unit-1

Name of the minor operations	Number
Surgical toileting and primary closure of wound	291
Incision and drainage of abscess	91
Incisional biopsy	37
Excisional biopsy	38
Trucut Biopsy	15
Lymph node biopsy	42
Supra pubic cystostomy	15
Minor amputation	36
Excision of soft tissue swelling	37
<b>Total</b>	<b>602</b>

## c. Records of the major emergency operations done by Surgery Unit-1

Name of the major operations	Number
Appendicectomy	165
Open cholecystectomy	10
Repair of duodenal ulcer perforation	28
Resection and anastomosis of intestine	67
Incision and drainage of abscess	55
Mesh repair of obstructed inguinal hernia	12
Amputation of lower limb	16
Right hemicolectomy	04
Left hemicolectomy	02
<b>Total</b>	<b>359</b>



## d. Academic activity:

### Undergraduate:

1. Undergraduate lectures throughout the academic year in the college building
2. Undergraduate clinical classes in the hospital wards
3. Evaluation: ward final examination, term final examination, professional examination

### Postgraduate:

1. Lectures
2. Clinical classes
  - Short case: Case based
  - Long case: Case & Scenario based
3. Classes on written and practical examination
4. Weekly clinical seminars

## e. Thesis and Dissertation done in department:

Postgraduate Students	Title
Dr. Most. Sinthia Aktar	Early post operative outcome of open and closed lateral internal anal sphincterotomy in the treatment of chronic anal fissure.
Dr. Rana Saha	Comparative Study Between Fistulectomy And Lift In Uncomplicated Fistula In Ano.
Dr. Rizwana Noor Chowdhury	Comparison Between Outcome Of Peritoneal Lavage With Normal Saline Plus Metronidazole And Normal Saline Only In The Treatment Of Peritonitis Due To Duodenal Ulcer Perforation.





## Department of Surgery Surgery Unit-2

### A. Faculties of Surgery Unit-2

Name	Designation	Qualification
Dr. Mohammad Ashik Anwar Bahar	Associate Professor	MBBS, FCPS
Dr. Muhammad Faridul Haque	Assistant Professor	MBBS, FCPS
Dr. M. A. Osman Farooqui	Assistant Professor	MBBS, FCPS

### B. Registrars, Trainees & Residents of Surgery Unit-2:

Name	Designation	Qualification	Surgery Unit
Dr. Rizwana Noor Chowdhury	Resident MS (Phase-B)	MBBS	02
Dr. Mst. Sinthia Aktar	Resident MS (Phase-B)	MBBS	02
Dr. Ahmed Kabir Chowdhury	Resident MS (Phase-B)	MBBS	02

### C. Service rendered:

#### 1: In-patient records of Surgery Unit-2

##### Facility available:

Total number of beds	40
Number of paying beds	10
Number of non-paying beds	30
Number of cabins	0 (cabins are given according to availability by the hospital authority)

##### Patient admission record:

Number of patients admitted in paying beds	485
Number of patients admitted in non-paying beds	2138
Number of patients admitted in cabins	100

## 2: Disease profile of in-patients in Surgery Unit-2

Disease	Number of patients
Acute appendicitis	125
Acute calculus cholecystitis	250
Peptic ulcer disease	130
Perforation of gas containing hollow viscus	48
Intestinal obstruction	77
Non specific abdominal pain	422
Acute pancreatitis	58
Biliary colic	122
Empyema gall bladder	10
Blunt abdominal trauma	46
Penetrating abdominal injury	21
Chest trauma	47
Obstructed inguinal hernia	12
Breast abscess	26
Abscess in the limbs	29
Perianal abscess	44
Peripheral arterial occlusive disease	36
Gangrene of the limbs	27
Diabetic foot	345
Acute retention of urine	73
Ureteric colic	82
Renal colic	08
Epididymo-orchitis	56
Testicular torsion	03
Burn	52
Chronic calculus cholecystitis	48
Choledocholithiasis	38
Carcinoma head of the pancreas	12
Periampullary carcinoma	08
Chronic pancreatitis	47
Pancreatic pseudocyst	09



Disease	Number of patients
Carcinoma stomach	37
Carcinoma colon	34
Carcinoma rectum	21
Carcinoma breast	31
Chronic intestinal obstruction due to tuberculosis	21
Soft tissue sarcoma	10
Inguinal hernia	28
Incisional hernia	19
Epigastric hernia	26
Fibroadenoma breast	51
Testicular malignancy	16
Fistula in ano	22
Haemorrhoid	08
Rectal prolapse	01
Retroperitoneal tumour	05
Liver abscess	12
Hydatid cyst of liver	12
Neurofibroma	15
Hypersplenism	04
Gastric outlet obstruction due to pyloric stenosis	39
Total patients (in last one year)	2723

### 3: Procedure records

Name of the invasive procedure done in the Unit	Number in one year
Biopsy	80
Nasogastric tube insertion	80
Catheterization	100



#### 4. Operations performed by Surgery Unit-2:

##### a. Records of the major elective operations done by Surgery Unit-2

Name of the major operations	Number
Appendicectomy	125
Open cholecystectomy	10
Repair of duodenal ulcer perforation	48
Resection and anastomosis of intestine	67
Incision and drainage of abscess	55
Mesh repair of obstructed inguinal hernia	12
Amputation of lower limb	16
Lower radical gastrectomy with gastrojejunostomy	26
Total Gastrectomy with Oesophagojejunostomy	01
Palliative Gastrojejunostomy	10
Laparoscopic cholecystectomy	68
Right hemicolectomy	15
Left hemicolectomy	16
Anterior resection of carcinoma rectum	11
Abdomino perineal resection for carcinoma rectum	10
Mesh repair of inguinal hernia	28
Choledocholithotomy	28
Whipple's operation	01
Mastectomy with axillary dissection	25
Excision of fibroadenoma of breast	20
<b>Total</b>	<b>725</b>



## b. Records of the minor operations done by Surgery Unit-2

Name of the minor operations	Number
Surgical toileting and primary closure of wound	271
Incision and drainage of abscess	71
Incisional biopsy	37
Excisional biopsy	28
Trucut Biopsy	15
Lymph node biopsy	32
Supra pubic cystostomy	15
Minor amputation	26
Excision of soft tissue swelling	27
<b>Total</b>	<b>522</b>

## c. Records of the major emergency operations done by Surgery Unit-2

Name of the major operations	Number
Appendicectomy	125
Open cholecystectomy	10
Repair of duodenal ulcer perforation	48
Resection and anastomosis of intestine	67
Incision and drainage of abscess	55
Mesh repair of obstructed inguinal hernia	12
Amputation of lower limb	16
Right hemicolectomy	04
Left hemicolectomy	02
<b>Total</b>	<b>339</b>



## **d. Academic activity:**

1: In-patient records of the SU-2 (last one year)

Period: From 01.01.2021 to 31.12.2021

### **Undergraduate:**

1. Undergraduate lectures throughout the academic year in the college building
2. Undergraduate clinical classes in the hospital wards
3. Evaluation: ward final examination, term final examination, professional examination

### **Postgraduate:**

1. Lectures
2. Clinical classes
  - Short case: Case based
  - Long case: Case & Scenario based
3. Classes on written and practical examination
4. Weekly clinical seminars



## Department of Surgery

### Surgery Unit-3

#### A. Faculties of Surgery Unit-3

Name	Designation	Qualification
Dr. Kazi Zana Alam	Associate Professor	MBBS, FCPS
Dr. Showkat Uddin Ahmed	Assistant Professor	MBBS, FCPS

#### B. Registrars, Trainees & Residents of Surgery Unit-3:

Name	Designation	Qualification	Surgery Unit
Dr. Tawfiq e Elahi	Registrar	MBBS, FCPS	03
Dr. Abdullah Al Khaled	Assistant Registrar	MBBS	03
Dr. Rana Saha	Resident (Phase-B)	MBBS	03

#### C. Service rendered:

##### 1: In-patient records of Surgery Unit-3

##### Facility available:

Total number of beds	40
Number of paying beds	10
Number of non-paying beds	30
Number of cabins	0 (cabins are given according to availability by the hospital authority)

##### Patient admission record:

Number of patients admitted in paying beds	385
Number of patients admitted in non-paying beds	2100
Number of patients admitted in cabins	100

## 2: Disease profile of in-patients in Surgery Unit-3

Disease	Number of patients
Acute appendicitis	125
Acute calculus cholecystitis	250
Peptic ulcer diseases	130
Perforation of gas containing hollow viscus	48
Intestinal obstruction	77
Non specific abdominal pain	491
Acute pancreatitis	58
Biliary colic	122
Empyema gall bladder	10
Blunt abdominal trauma	46
Penetrating abdominal injury	21
Chest trauma	47
Obstructed inguinal hernia	12
Breast abscess	26
Abscess in the limbs	29
Perianal abscess	44
Peripheral arterial occlusive disease	36
Gangrene of the limbs	27
Diabetic foot	414
Acute retention of urine	73
Ureteric colic	82
Renal colic	08
Epididymo-orchitis	56
Testicular torsion	03
Burn	52
Chronic calculus cholecystitis	48
Choledocholithiasis	38
Carcinoma head of the pancreas	12
Periampullary carcinoma	08





Disease	Number of patients
Chronic pancreatitis	47
Pancreatic pseudocyst	09
Carcinoma stomach	37
Carcinoma colon	34
Carcinoma rectum	21
Carcinoma breast	31
Chronic intestinal obstruction due to tuberculosis	21
Soft tissue sarcoma	10
Inguinal hernia	28
Incisional hernia	19
Epigastric hernia	26
Fibroadenoma breast	51
Testicular malignancy	16
Fistula in ano	22
Haemorrhoid	08
Rectal prolapse	01
Retroperitoneal tumour	05
Liver abscess	12
Hydatid cyst of liver	12
Neurofibroma	15
Hypersplenism	04
Gastric outlet obstruction due to pyloric stenosis	39
<b>Total patients (in last one year)</b>	<b>2585</b>

### 3: Procedure records

Name of the invasive procedure done in the Unit	Number in one year
Biopsy	80
Nasogastric tube insertion	80
Catheterization	100



#### 4. Operations performed by Surgery Unit-3:

##### a. Records of the major elective operations done by Surgery Unit-3

Name of the major operations	Number
Appendicectomy	135
Open cholecystectomy	10
Repair of duodenal ulcer perforation	48
Resection and anastomosis of intestine	67
Incision and drainage of abscess	55
Mesh repair of obstructed inguinal hernia	12
Amputation of lower limb	16
Lower radical gastrectomy with gastrojejunostomy	26
Total Gastrectomy with Oesophagojejunostomy	01
Palliative Gastrojejunostomy	10
Laparoscopic cholecystectomy	68
Right hemicolectomy	15
Left hemicolectomy	16
Anterior resection of carcinoma rectum	11
Abdomino perineal resection for carcinoma rectum	10
Mesh repair of inguinal hernia	28
Choledocholithotomy	28
Whipple's operation	01
Mastectomy with axillary dissection	25
Excision of fibroadenoma of breast	20
<b>Total</b>	<b>735</b>



## b. Records of the minor operations done by Surgery Unit-3

Name of the minor operations	Number
Surgical toileting and primary closure of wound	251
Incision and drainage of abscess	71
Incisional biopsy	37
Excisional biopsy	28
Trucut Biopsy	15
Lymph node biopsy	32
Supra pubic cystostomy	15
Minor amputation	26
Excision of soft tissue swelling	27
<b>Total</b>	<b>502</b>

## c. Records of the major emergency operations done by Surgery Unit-3

Name of the major operations	Number
Appendicectomy	125
Open cholecystectomy	10
Repair of duodenal ulcer perforation	48
Resection and anastomosis of intestine	67
Incision and drainage of abscess	55
Mesh repair of obstructed inguinal hernia	12
Amputation of lower limb	16
Right hemicolectomy	04
Left hemicolectomy	02
<b>Total</b>	<b>339</b>



## d. Academic activity:

### Undergraduate:

1. Undergraduate lectures throughout the academic year in the college building
2. Undergraduate clinical classes in the hospital wards
3. Evaluation: ward final examination, term final examination, professional examination

### Postgraduate:

1. Lectures
2. Clinical classes
  - Short case: Case based
  - Long case: Case & Scenario based
3. Classes on written and practical examination
4. Weekly clinical seminars

## e. Thesis and Dissertation done in department:

Postgraduate Students	Title
Dr. Most. Sinthia Aktar	Early post operative outcome of open and closed lateral internal anal sphincterotomy in the treatment of chronic anal fissure.
Dr. Pompy Baidya	Subcutaneous Suction Drain In Prevention Of Surgical Site Infection After Laparotomy For Duodenal Ulcer Perforation
Dr. Rana Saha	Comparative Study Between Fistulectomy And Lift In Uncomplicated Fistula In Ano.



## Department of Surgery

### Surgery Unit-4

#### A. Faculties of Surgery Unit-4

Name	Designation	Qualification
Dr. Md. Abdus Samad Azad	Associate Professor	MBBS, FCPS
Dr. Subrata Kumar Roy	Associate Professor	MBBS, FCPS
Dr. Samiran Chandra Nath	Assistant Professor	MBBS, MS (Surgery)

#### B. Registrars, Trainees & Residents of Surgery Unit-4:

Name	Designation	Qualification	Surgery Unit
Dr. Atif Ibne Sayeed	Registrar	MBBS	04
Dr. Tanmoy Debnath	Resident, MS Part-3(Surgery)	MBBS	04
Dr. Zahin Shahriar	FCPS Trainee	MBBS	04
Dr. Farzana Akter	Assistant Registrar FCPS Trainee	MBBS	04
Dr. Sheikh Sajjad Hossain	Resident, MS Phase-B(Surgery)	MBBS	04
Dr. Mizanur Rahman Shikdar	Resident, MS Phase-B(Surgery)	MBBS	04

#### C. Service rendered:

##### 1: In-patient records of Surgery Unit-4

##### Facility available:

Total number of beds	40
Number of paying beds	10
Number of non-paying beds	30
Number of cabins	0 (cabins are given according to availability by the hospital authority)

##### Patient admission record:

Number of patients admitted in paying beds	285
Number of patients admitted in non-paying beds	1750
Number of patients admitted in cabins	130

## 2. Disease profile of in-patients in Surgery Unit-4

Disease	Number of patients
Acute appendicitis	125
Acute calculus cholecystitis	100
Peptic ulcer diseases	130
Perforation of gas containing hollow viscus	58
Intestinal obstruction	67
Non specific abdominal pain	242
Acute pancreatitis	58
Biliary colic	52
Empyema gall bladder	10
Blunt abdominal trauma	62
Penetrating abdominal injury	37
Chest trauma	47
Obstructed inguinal hernia	12
Breast abscess	26
Abscess in the limbs	29
Perianal abscess	24
Peripheral arterial occlusive disease	36
Gangrene of the limbs	27
Diabetic foot	145
Acute retention of urine	73
Ureteric colic	82
Renal colic	08
Epididymo-orchitis	56
Testicular torsion	03
Burn	52
Chronic calculus cholecystitis	48
Choledocholithiasis	38
Carcinoma head of the pancreas	12
Periampullary carcinoma	08
Chronic pancreatitis	47
Pancreatic pseudocyst	09



Disease	Number of patients
Carcinoma stomach	37
Carcinoma colon	34
Carcinoma rectum	21
Carcinoma breast	31
Chronic intestinal obstruction due to tuberculosis	21
Soft tissue sarcoma	10
Inguinal hernia	28
Incisional hernia	19
Epigastric hernia	26
Fibroadenoma breast	51
Testicular malignancy	16
Fistula in ano	22
Haemorrhoid	08
Rectal prolapse	01
Retroperitoneal tumour	05
Liver abscess	12
Hydatid cyst of liver	12
Neurofibroma	15
Hypersplenism	04
Gastric outlet obstruction due to pyloric stenosis	39
<b>Total patients (in last one year)</b>	<b>2135</b>

### 3: Procedure records

Name of the invasive procedure done in the Unit	Number in one year
Biopsy	50
Nasogasric tube insertion	90
Catheterization	90



#### 4. Operations performed by Surgery Unit-4:

##### a. Records of the major operations done by Surgery Unit-4

Name of the major operations	Number
Appendicectomy	125
Open cholecystectomy	10
Choledocholithotomy	10
Repair of duodenal ulcer perforation	58
Resection and anastomosis of intestine	67
Incision and drainage of abscess	55
Mesh repair of obstructed inguinal hernia	12
Amputation of lower limb	16
Lower radical gastrectomy with gastrojejunostomy	26
Total Gastrectomy with Oesophagojejunostomy	13
Palliative Gastrojejunostomy	10
Laparoscopic cholecystectomy	68
Right hemicolectomy	15
Left hemicolectomy	16
Anterior resection of carcinoma rectum	11
Abdomino perineal resection for carcinoma rectum	07
Mesh repair of inguinal hernia	28
Choledocholithotomy	28
Whipple's operation	02
Mastectomy with axillary dissection	25
Excision of fibroadenoma of breast	20
<b>Total</b>	<b>622</b>





## b. Records of the minor operations done by Surgery Unit-4

Name of the minor operations	Number
Surgical toileting and primary closure of wound	251
Incision and drainage of abscess	71
Incisional biopsy	37
Excisional biopsy	28
Trucut Biopsy	15
Lymph node biopsy	32
Supra pubic cystostomy	15
Minor amputation	26
Excision of soft tissue swelling	27
<b>Total</b>	<b>502</b>

## c. Records of the major emergency operations done by Surgery Unit-4

Name of the major operations	Number
Appendicectomy	125
Open cholecystectomy	10
Repair of duodenal ulcer perforation	58
Resection and anastomosis of intestine	67
Incision and drainage of abscess	55
Mesh repair of obstructed inguinal hernia	12
Amputation of lower limb	16
Right hemicolectomy	04
Left hemicolectomy	02
<b>Total</b>	<b>349</b>



## **d. Academic activity:**

### **Undergraduate:**

1. Undergraduate lectures throughout the academic year in the college building
2. Undergraduate clinical classes in the hospital wards
3. Evaluation: ward final examination, term final examination, professional examination

### **Postgraduate:**

1. Lectures
2. Clinical classes
  - Short case: Case based
  - Long case: Case & Scenario based
3. Classes on written and practical examination
4. Weekly clinical seminars



## Department of Surgery

### Surgery Unit-5

#### A. Faculties of Surgery Unit-5

Name	Designation	Qualification
Dr. Md. Babul Akter	Assistant Professor	MBBS, FCPS
Dr. Arun Kumar Baishnab	Assistant Professor	MBBS, FCPS

#### B. Registrars, Trainees & Residents of Surgery Unit-5:

Name	Designation	Qualification	Surgery Unit
Dr. Md. Adnan Choudhury	Registrar	MBBS, FCPS	05
Dr. Md. Mustafa Allama Talukder	Resident, MS Part-3 (Surgery)	MBBS	05
Dr. Taufiq Aziz Shakur	FCPS Trainee	MBBS	05
Dr. Tahmina Jahan Liza	Assistant Registrar FCPS Trainee	MBBS	05

#### C. Service rendered:

##### 1: In-patient records of Surgery Unit-5

##### Facility available:

Total number of beds	40
Number of paying beds	10
Number of non-paying beds	30
Number of cabins	0 (cabins are given according to availability by the hospital authority)

##### Patient admission record:

Number of patients admitted in paying beds	278
Number of patients admitted in non-paying beds	2170
Number of patients admitted in cabins	130

## 2. Disease profile of in-patients in Surgery Unit-4

Disease	Number of patients
Acute appendicitis	175
Acute calculus cholecystitis	150
Peptic ulcer diseases	130
Perforation of gas containing hollow viscus	58
Intestinal obstruction	77
Non specific abdominal pain	407
Acute pancreatitis	58
Biliary colic	52
Empyema gall bladder	10
Blunt abdominal trauma	62
Penetrating abdominal injury	37
Chest trauma	47
Obstructed inguinal hernia	12
Breast abscess	26
Abscess in the limbs	29
Perianal abscess	24
Peripheral arterial occlusive disease	36
Gangrene of the limbs	27
Diabetic foot	303
Acute retention of urine	73
Ureteric colic	82
Renal colic	08
Epididymo-orchitis	56
Testicular torsion	03
Burn	52
Chronic calculus cholecystitis	48
Choledocholithiasis	38
Carcinoma head of the pancreas	12
Periampullary carcinoma	08
Chronic pancreatitis	47
Pancreatic pseudocyst	09



Disease	Number of patients
Carcinoma stomach	37
Carcinoma colon	34
Carcinoma rectum	21
Carcinoma breast	31
Chronic intestinal obstruction due to tuberculosis	21
Soft tissue sarcoma	10
Inguinal hernia	28
Incisional hernia	19
Epigastric hernia	26
Fibroadenoma breast	51
Testicular malignancy	16
Fistula in ano	22
Haemorrhoid	08
Rectal prolapse	01
Retroperitoneal tumour	05
Liver abscess	12
Hydatid cyst of liver	12
Neurofibroma	15
Hypersplenism	04
Gastric outlet obstruction due to pyloric stenosis	39
<b>Total patients (in last one year)</b>	<b>2578</b>

### 3: Procedure records

Name of the invasive procedure done in the Unit	Number in one year
Biopsy	50
Nasogastric tube insertion	90
Catheterization	90



#### 4: Operations performed by Surgery Unit-5:

##### a. Records of the major elective operations done by Surgery Unit-5

Name of the major operations	Number
Appendicectomy	175
Open cholecystectomy	10
Choledocholithotomy	10
Repair of duodenal ulcer perforation	58
Resection and anastomosis of intestine	67
Incision and drainage of abscess	55
Mesh repair of obstructed inguinal hernia	12
Amputation of lower limb	16
Lower radical gastrectomy with gastrojejunostomy	26
Total Gastrectomy with Oesophagojejunostomy	13
Palliative Gastrojejunostomy	10
Laparoscopic cholecystectomy	68
Right hemicolectomy	15
Left hemicolectomy	16
Anterior resection of carcinoma rectum	11
Abdomino perineal resection for carcinoma rectum	07
Mesh repair of inguinal hernia	28
Choledocholithotomy	28
Whipple's operation	00
Mastectomy with axillary dissection	25
Excision of fibroadenoma of breast	20
<b>Total</b>	<b>672</b>



## b. Records of the minor operations done by Surgery Unit-5

Name of the minor operations	Number
Surgical toileting and primary closure of wound	261
Incision and drainage of abscess	71
Incisional biopsy	37
Excisional biopsy	28
Trucut Biopsy	15
Lymph node biopsy	32
Supra pubic cystostomy	15
Minor amputation	26
Excision of soft tissue swelling	27
<b>Total</b>	<b>512</b>

## c. Records of the major emergency operations done by Surgery Unit-5

Name of the major operations	Number
Appendicectomy	175
Open cholecystectomy	10
Repair of duodenal ulcer perforation	58
Resection and anastomosis of intestine	67
Incision and drainage of abscess	55
Mesh repair of obstructed inguinal hernia	12
Amputation of lower limb	16
Right hemicolectomy	04
Left hemicolectomy	02
<b>Total</b>	<b>399</b>



**d. Academic activity:**

**Undergraduate:**

1. Undergraduate lectures throughout the academic year in the college building
2. Undergraduate clinical classes in the hospital wards
3. Evaluation: ward final examination, term final examination, professional examination

**Postgraduate:**

1. Lectures
2. Clinical classes
  - Short case: Case based
  - Long case: Case & Scenario based
3. Classes on written and practical examination
4. Weekly clinical seminars





## Department of Surgery

### Surgery Unit-6

#### A. Faculties of Surgery Unit-6

Name	Designation	Qualification
Dr. Jahir Ahmed	Assistant Professor	MBBS, FCPS
Dr. Azizur Rahman	Assistant Professor	MBBS, FCPS

#### B. Registrars, Trainees & Residents of Surgery Unit-6:

Name	Designation	Qualification	Surgery Unit
Dr. Prasen Kairi	Assistant Registrar FCPS Trainee	MBBS	06
Dr. Md. Samiul Hossain	Resident, MS Phase-B(Surgery)	MBBS	06
Dr. Iratun Nasiha Smrity	Resident, MS Phase-B(Surgery)	MBBS	06
Dr. Foyezur Rahman	Resident, MS Phase-B(Surgery)	MBBS	06

#### C. Service rendered:

##### 1: In-patient records of Surgery Unit-6

##### Facility available:

Total number of beds	40
Number of paying beds	10
Number of non-paying beds	30
Number of cabins	0 (cabins are given according to availability by the hospital authority)

##### Patient admission record:

Number of patients admitted in paying beds	200
Number of patients admitted in non-paying beds	2220
Number of patients admitted in cabins	130



## 2. Disease profile of in-patients in Surgery Unit-6

Disease	Number of patients
Acute appendicitis	175
Acute calculus cholecystitis	150
Peptic ulcer disease	130
Perforation of gas containing hollow viscus	58
Intestinal obstruction	77
Non specific abdominal pain	387
Acute pancreatitis	58
Biliary colic	52
Empyema gall bladder	10
Blunt abdominal trauma	62
Penetrating abdominal injury	37
Chest trauma	47
Obstructed inguinal hernia	12
Breast abscess	26
Abscess in the limbs	29
Perianal abscess	24
Peripheral arterial occlusive disease	36
Gangrene of the limbs	27
Diabetic foot	303
Acute retention of urine	73
Ureteric colic	82
Renal colic	08
Epididymo-orchitis	56
Testicular torsion	03
Burn	52
Chronic calculus cholecystitis	48
Choledocholithiasis	38
Carcinoma head of the pancreas	12
Periampullary carcinoma	08
Chronic pancreatitis	47
Pancreatic pseudocyst	09



Disease	Number of patients
Carcinoma stomach	37
Carcinoma colon	34
Carcinoma rectum	21
Carcinoma breast	31
Chronic intestinal obstruction due to tuberculosis	21
Soft tissue sarcoma	10
Inguinal hernia	28
Incisional hernia	19
Epigastric hernia	26
Fibroadenoma breast	51
Testicular malignancy	16
Fistula in ano	22
Haemorrhoid	08
Rectal prolapse	01
Retroperitoneal tumour	05
Liver abscess	12
Hydatid cyst of liver	12
Neurofibroma	15
Hypersplenism	04
Gastric outlet obstruction due to pyloric stenosis	39
<b>Total patients (in last one year)</b>	<b>2550</b>

### 3: Procedure records

Name of the invasive procedure done in the Unit	Number in one year
Biopsy	50
Nasogastric tube insertion	90
Catheterization	90



#### 4. Operations performed by Surgery Unit-6:

##### a. Records of the major operations done by Surgery Unit-6

Name of the major operations	Number
Appendicectomy	175
Open cholecystectomy	10
Choledocholithotomy	10
Repair of duodenal ulcer perforation	58
Resection and anastomosis of intestine	57
Incision and drainage of abscess	55
Mesh repair of obstructed inguinal hernia	12
Amputation of lower limb	16
Lower radical gastrectomy with gastrojejunostomy	26
Total Gastrectomy with Oesophagojejunostomy	00
Palliative Gastrojejunostomy	10
Laparoscopic cholecystectomy	68
Right hemicolectomy	15
Left hemicolectomy	16
Anterior resection of carcinoma rectum	11
Abdomino perineal resection for carcinoma rectum	07
Mesh repair of inguinal hernia	28
Choledocholithotomy	28
Whipple's operation	00
Mastectomy with axillary dissection	25
Excision of fibroadenoma of breast	20
<b>Total</b>	<b>646</b>



## b. Records of the minor operations done by Surgery Unit-6

Name of the minor operations	Number
Surgical toileting and primary closure of wound	231
Incision and drainage of abscess	71
Incisional biopsy	37
Excisional biopsy	28
Trucut Biopsy	15
Lymph node biopsy	32
Supra pubic cystostomy	15
Minor amputation	26
Excision of soft tissue swelling	27
<b>Total</b>	<b>482</b>

## c. Records of the major emergency operations done by Surgery Unit-6

Name of the major operations	Number
Appendicectomy	175
Open cholecystectomy	10
Repair of duodenal ulcer perforation	58
Resection and anastomosis of intestine	57
Incision and drainage of abscess	55
Mesh repair of obstructed inguinal hernia	12
Amputation of lower limb	16
Right hemicolectomy	04
Left hemicolectomy	02
<b>Total</b>	<b>389</b>



## **d. Academic activity:**

### **Undergraduate:**

1. Undergraduate lectures throughout the academic year in the college building
2. Undergraduate clinical classes in the hospital wards
3. Evaluation: ward final examination, term final examination, professional examination

### **Postgraduate:**

1. Lectures
2. Clinical classes
  - Short case: Case based
  - Long case: Case & Scenario based
3. Classes on written and practical examination
4. Weekly clinical seminars



## Department of Ophthalmology

### Name and designation of doctors

<b>Unit - I</b>	Dr. Paritush Kanti Talukder	Head of the department & Assistant Professor
	Dr. Md. Harunur Rashid	Assistant Professor
	Dr. Mohammad Al Amin	Assistant Professor
	Dr. Mst. Sabiha Afroz	Registrar
	Dr. Khadiza Mahmuda	Assistant Registrar

<b>Unit- II</b>	Dr. Shahriar Ahmed Khalil Chowdhury	Assistant Professor
	Dr. Abu Nayeem Md. Yousuf	Assistant Professor
	Dr. Syed Towfique Elahi	Assistant Professor
	Dr. Meshkath Nazir	Honorary Medical Officer
	Dr. Nusrat Mehjabin Shanta	Honorary Medical Officer
	<b>Name of in-charge</b>	<b>Ward</b>
	Jahanara Begum	Ward-7
	Mitali Deb	Ward-8
	Number of Nursing Staff = 15	
	Number of other staff = 8	

### Bed number

Category	Male	Female	Total
Non paying	24	20	44
Paying	4	2	6
<b>Total</b>	<b>28</b>	<b>22</b>	<b>50</b>

### Services

- \* Patient management, follow up and counseling
- \* ROP Screening
- \* Operative procedure
- \* Cataract & Surgery - Phaco & SICS
- \* Glaucoma Surgery
- \* Oculoplastic Surgery
- \* External DCR Surgery
- \* Ocular Injury Repair
- \* Teaching of undergraduate and post graduate students
- \* Conduction of undergraduate and post graduate courses

### Academic activities in 2021

Grand round, journal club & scientific seminar in the academic corner in the department on every Thursday.

Grand round	Journal club	Scientific seminar
25	---	6



Journal club and scientific seminar in the college conference room 2021

Date	Topic/Title	Presenter
14.03.2021	Retinal vascular disease	Dr. Meshkath Nazir

Undergraduate lecture, clinical classes and block posting

Year	Lecture	Clinical	Block posting
4th year	-----	150 hours	-----
5th year	40 Hours	200 hours	420 hours

Lecture and clinical classes of post graduate course students

Lecture	Clinical
20 Hours	12 Hours

## Research activities in 2021

### Completed (Title and Name of the Researcher)

- Real- life experience on the effectiveness of conjunctival flap and amniotic membrane graft in the treatment of refractory fungal corneal ulcer (Dr. Khadiza Mahmuda, Dr. Mst. Sabiha Afroz, Dr. Paritush Kanti Talukder)
- Tear film status in type-2 diabetic patients. (Dr. Harunur Rashid, Dr. Shahriar Ahmed Khalil Chowdhury, Dr. Abu Nayeem, Dr. Md. Yousuf , Dr. Syed Towfique Elahi )
- A comparative study regarding post operative outcome between amniotic membrane graft and conjunctival autograft after pterygium surgery (Dr. Abu Nayeem Md. Yousuf , Dr. Shahriar Ahmed Khalil Chowdhury, Dr. Syed Towfique Elahi), Ongoing (Title and Name of the Researcher), Visual outcome after repair of open globe injury (Dr. Meshkath Nazir)

## Disease profile in 2021

### Outpatient Department

Disease Name	Male	Female	Total
refractive error	6510	5006	11516
Cataract	428	308	736
Cronic DC	300	378	678
Corneal injury	218	178	396
Chalazion	55	30	85
Retinoblastoma	2	2	4
Superficial Corneal foreign body	482	278	760
Others	718	620	1338





## In-patient Department

Disease Name	Male	Female	Total
Cataract	568	317	885
Congenital cataract	10	12	22
Glucoma	26	17	44
Traumatic cataract	25	15	40
Cronic DC	120	148	268
Corneal injury	78	43	121
Retinoblastoma	1	0	1
Others	238	97	335

## Operation Performance

Disease Name	Male	Female	Total
Cataract	568	317	885
Congenital cataract	7	4	11
Glucoma Surgery	18	12	30
Traumatic cataract	15	10	25
Cronic DC	78	85	163
Corneal injury	52	34	86
Retinoblastoma	1	0	1
Others	110	70	280



## Department of Neurosurgery

### 1. Name and Designation of Doctors:

Dr. Md.Rasidoon Nabi khan	Associate Professor and Head of the department
Dr. Mostofa Taufiq Ahmed	Assistant Professor
Dr. Mashiur Rahman Majumder	Assistant Professor
Dr. S.M.Asaduzzaman Jewel	Assistant Professor
Dr. Tapos Singha	Registrar
Dr. Md.Bashir Ahmed khan	Assistant Registrar
Dr. Sukanta Sinha	Indoor Medical Officer

Name of Sister-in-charge: Purabi Rani Dev [Male]  
Mallika Dev [Female]

### 2. Number of Bed

Category	Male	Female	Total
Paying	7	4	11
General	11	5	16
Postoperative	6	0	6
Freedom fighter	1	0	1
Extra	3	0	3

### 3. Services

1. 24/7 emergency care.
2. Indoor services –
  - a) Traumatic brain surgeries.
  - b) CSF diversion procedure[SHUNT]
  - c) Degenerative spinal disease
  - d) Spinal cord tumor surgeries
  - e) Brain tumor surgeries
  - f) Spinal deformity correction
  - g) Trumatic spine surgeries
  - h) Paediatric neurosurgery
3. OPD- Every Tuesday.
4. Academic –undergraduate and postgraduation training.



## 4. Academic Activities in 2021

1. Case presentations.
2. Bed-side clinics.
3. Undergraduate and postgraduate classes
4. Grand round every Tuesday and Thursday.
5. Journal club presentation.
6. Scientific seminar.
7. Regularly attending national and international conferences and presenting papers.
8. Regularly attending CME's and workshops.
9. Regular publication in national and international journal.

## 5. Research Activities In 2021

1. Benign intracranial hypertension- outcome and prognosis.  
[ Associate Professor Dr.Md.Rasidoon Nabi khan]
2. 5000 cases of PLID surgery under spinal anaesthesia-cost effectiveness. [Associate Professor Dr.Md.Rasidoon Nabi khan]
3. Atypical radiological findings of tuberculoma. [Associate Professor Dr. Md. Rasidoon Nabi khan]
4. "Perception about telemedicine among population with chronic disease amid COVID-19" data from cross sectional study. [Assistant Professor Dr.Mostofa Taufiq Ahmed ]
5. An online cursive handwritten medical words recognition system for busy doctors in developing countries for ensuring efficient health care services. [Assistant Professor Dr.Mostofa Taufiq Ahmed]

## 6. Attendance and Paper Presentation in National and International Seminars, Symposium and Workshop in 2021

All kind of national and international seminar, symposium and workshop are disrupted due to covid-19 pandemic worldwide.

## 7. Outcome of Neurosurgery Department in 2021

	Male	Female	Total
<b>Admission of patient</b>	<b>4919 (70.12%)</b>	<b>2096 (29.88%)</b>	<b>7015 (100%)</b>
Discharge	3586	1794	5380
DOR	638	103	741
Reffered	183	37	220
Death	154(3.13%)	78(3.72%)	232(3.30%)
Others	358	84	442
<b>Total</b>	<b>4919</b>	<b>2096</b>	<b>7015</b>



## 8. Disease Profile of 2021

Disease	Male	Female	Total
Physical assault	4919	2096	7015
RTA			
Accidental injury			
PLID			
Listhesis			
Brain Tumor			
Hydrocephalus			
Spine Injury			
Spinal Tumor			
Cervical Myelopathy			
EDH			
ASDH			
CSDH			
Depressed Skull Bone Fracture			
ICH			
Others			

## 9. Number of Neurosurgical Intervention Performed in Year of 2021

Name Of Month	Routine OT	Emergency OT	Total OT
Jan	32	14	46
Feb	29	8	37
Mar	26	12	38
Apr	23	11	34
May	12	21	33
Jun	24	19	43
Jul	22	14	36
Aug	10	12	22
Sep	22	23	45
Oct	27	23	50
Nov	31	13	44
Dec	26	12	38
<b>Total</b>	<b>284</b>	<b>182</b>	<b>466</b>

## 10. Other Minor Procedure (STPC) in Ward - 3978

### 11. Recommendation of Further Improvement

- I. Ensure proper and adequate manpower.
- II. Specialized neuro ICU and post operative care team.
- III. Neuronavigation guided brain surgery
- IV. Endoscopic brain surgery
- V. Cerebrovascular surgery
- VI. Skull base surgery
- VII. Stereotactic brain surgery



## Department of Orthopaedics

### 1. Name, designation and position of the Doctors:

UNIT I		UNIT II	
Name	Designation	Name	Designation
Dr. Shankar Kumar Roy	Associate professor & HOD	Dr. Muhammad Faruqul Islam	Assistant professor
Dr. Goutam Baran Mistri	Assistant professor	Dr. Md. Baqi Billah	Assistant professor
Dr. Syed Abdus Sobhan	Assistant professor	Dr. Mohsinuzzaman Khan	Assistant professor
Dr. Syed Mahbubul Hasan	Registrar	Dr. Mohammad Musa	Registrar
Dr. Mohammad Maswudur Rahman	Registrar	Dr. Atiq Ishrak Khan	Medical Officer
Dr. AHM Hasanul Haque Prodhan	Medical Officer		

### Stuffs

Sister incharge, Ward 09- Mahmuda Begum, total nursing stuff 27

Sister incharge, Ward 17-Nandita, total nursing stuff 14

### 2. Numbers of Bed

	Male	Female
Non paying	40	36
Paying	8	4

### 3. Services rendered in 2021

- \* 24 hours round the clock emergency trauma management in casualty.
- \* Continuation of Club foot programme.
- \* Indoor patient management
- \* Routine operation of trauma patients.
- \* Management of spine fracture.
- \* Surgical procedure of paediatric orthopaedic cases (Cerebral palsy, perthes' disease, developmental dysplasia of hip).
- \* Total hip and knee replacement surgery.
- \* Few ACL reconstruction.
- \* Surgical procedure for deformity correction.
- \* Illizarov surgery.
- \* Inauguration of SIGN nail project in SOMCH.



## 4. Academic activities in 2021

Online undergraduate and post graduate classes, scientific seminar, journal club in the academic corner of the department of orthopaedics every Saturday and Sunday.

Journal Club	Scientific seminar
30	30

Undergraduate lecture, clinical classes and block posting

5 th year (Session 2017-18)	Lecture	Clinical/Block posting
	20 hours	240 hours

## 5. Research activities in 2021 (including dissertation & thesis)

Title	Name of the researcher
Result of arthroscopic reconstruction of ACL injury by using Quadriceps tendon versus Hasmstring tendon autograft	Dr. Akhlas Bhuiyan
Comparative study between closed interlocking intramedullary nailing versus locking plate by MIPO in diaphyseal fracture of tibia	Dr. Mohammad Musa
Outcome of lateral calcaneal artery flap in resurfacing of posterior heel defects	Dr. Fazlay Akbar Khan
Comparative study of short segment pedicle screw fixation with or without intermediate screw in the treatment of unstable thoracolumbar fracture	Dr. Md. Ikbai Hossain

Attendance and paper presentation in national /international seminars, symposium and workshop.



## 6. Disease profile of 2021:

Disease	Male	Female	Total
Trochanteric fracture	110	90	200
Fracture neck of femur	43	62	105
Fracture shaft of femur	230	134	364
Tibial plateau fracture	16	04	20
Fracture shaft of tibia	100	80	180
Ankle fracture	31	16	47
Fracture shaft radius- ulna	132	108	240
Fracture shaft of humerus	48	28	76
Fracture proximal humerus	07	03	10
Elbow dislocation	06	04	10
Hip dislocation	02	03	05
Shoulder dislocation	17	14	31
ACL injury	05	00	05
Spine fracture	13	05	18
Perthes disease	04	01	05
Cerebral palsy	00	02	02
Developmental dysplasia of hip	00	01	01
Avascular necrosis of hip	04	02	06
Bone Tumor	05	06	11
Advanced osteoarthritis of knee	02	01	03
Genu varus + Genu valgus	03	02	05
Others	1442	934	2376
<b>Total</b>	<b>2220</b>	<b>1500</b>	<b>3720</b>

## Outcome:

Outcome	Male	Female	Total
Discharge	1622	1233	2885
Discharge on risk bond	393	221	614
Referred	9	8	17
Death	20	5	25
Absconded	78	33	111
<b>Total</b>	<b>2220</b>	<b>1500</b>	<b>3720</b>

## 7. Special achievement of the department

- Continuation of the club foot programme
- Inauguration of SIGN nail project in SOMCH.
- Continuation of total hip and knee replacement.

## 8. Recommendation of Further Improvement

- We need modular operation theatre.
- We need standard fracture table.
- We need arthroscopy machine.
- We need to establish sub specialities.
- We need C arm machine with C Arm compatible table.



## Department of Urology

### Name and Designation of doctors:

Name	Designation
Dr. Md. Abdul Alim	Assistant Professor and head of the department
Dr.Md. Shafiqul Islam Leon	Assistant Professor
Dr. Subrata Deb	Resident Surgeon
Dr. Md. Shaleh Mahmud	Registrar
Dr.Ashraful Islam	Assistant Registrar
Dr. Arifuzzaman	Medical Officer
Pijush Kumer Dey	Medical Officer

### Staff:

Mrs. Taslima- incharge

### Services:

Patient management and follow up

Patient education and counseling

### Patient statement (OPD):

Month	Renal Stone	BEP	CA Prostate	UB Stone	Stricture urethra	UB Tumour	Others	Total
January	38	24	17	23	19	17	34	172
February	55	53	42	24	21	25	78	298
March	44	36	24	19	15	17	64	219
April	65	41	22	19	14	15	84	260
May	55	56	41	36	36	19	72	315
June	74	63	39	33	37	12	63	321
July	53	47	27	21	24	17	65	254
August	42	43	22	27	30	19	69	252
September	79	69	35	38	35	23	87	366
October	58	64	25	19	27	16	76	285
November	60	64	23	25	35	19	70	296
December	48	49	13	14	25	13	66	228
<b>Total</b>	<b>671</b>	<b>609</b>	<b>330</b>	<b>298</b>	<b>320</b>	<b>212</b>	<b>826</b>	<b>3266</b>

### Indoor:

### Bed Number:

Non paying	Male	Female	Extra/Paying
09	08	01	not quantified





## In-patient disease profile in 2021

Case	Male	Female	Number
Renal Stone	103	25	128
Renal Tumor	11	2	13
Hydronephrosis	18	8	26
UTI	16	11	27
Ureteric Stone	35	12	47
Ca penis	3	-	3
Urinary Bladder Stone	31	7	38
Urinary bladder tumor	52	9	61
BEP	92	-	92
Prostatic Carcinoma	32	-	32
Stricture urethra	60	5	65
Urethral stone	13	-	13
D-J Stent in situ	44	19	63
Others	70	23	93
<b>Total No:</b>	<b>609</b>	<b>139</b>	<b>748</b>

## Operation Statement, 2021

Month	Routine	ESWL	Emergency	Grand Total	
				No. of patient admitted	No. of operation Done
January	19	09	31	Male 609 Female 139	
February	10	11	39		
March	20	14	32		
April	7	06	31		
May	11	9	16		
June	18	9	42		
July	14	7	35		
August	9	0	37		
September	14	0	51		
October	29	0	39		
November	16	0	42		
December	16	0	4		
<b>Total</b>	<b>183</b>	<b>65</b>	<b>439</b>	<b>748</b>	<b>687</b>



## **Academic Activities:**

- Class for Post graduate students-12hr/wk.
- Weekly Clinical class for Undergraduate Students-8hr/month.
- Daily Ward Round and discussion by senior with intern and post graduate students and trainees.
- Participate in Journal club, seminar, protocol presentation of session in the SOMC .

## **New achievement:**

New Urological intervention Mini PCNL started.

## **Research Activities:**

Ongoing - 2

Completed - 2

Published articles in various journals - 1

## **Attendance and paper presentation in national/international Seminar/Symposium and workshop.**

1. USICON 2021, Ahmedabad, India.
2. Urological Association of Asia virtual Congress, 2021.



## Otolaryngology & Head - Neck Surgery Department

### Name and Designation of Doctors

Sl No	Name	Designation
01	Prof. Dr. Mani Lal Aich	Head of the Department
02	Dr. Zahidul Islam	Associate Professor
03	Dr. A N M Nurul Huda	Assistant Professor
04	Dr. Mukhlesur Rahman	Assistant Professor
05	Dr. Md. Shah Kamal	Assistant Professor
06	Dr. Md. Abdul Quayum	Assistant Professor
07	Dr. Krishna Kanta Bhowmick	Assistant Professor
08	Dr. Debashis Basu	Junior Consultant
09	Dr. Shusanta Singha	Registrar
10	Dr. Md. Abdul Hafiz	Registrar
11	Dr. Jahirul Islam	Registrar
12	Dr. Md. Ariful Hoque Chowdhury	Registrar
13	Dr. Masum Billah	Assistant Registrar
14	Dr. Hasan Atik Chowdhury	Assistant Registrar
15	Dr. Amzad Hossain	Assistant Registrar
16	Dr. Manos Kanti Singha	IMO
17	Dr. Md. Tarikul Islam	MS Phase B Resident
18	Dr. Md. Meshkat Raihan	MS Phase B Resident
19	Dr. Abu Raihan Md. Omar Faruq	MS Phase B Resident
20	Dr. Arup Rauth	MS Phase B Resident
21	Dr. Tahmina Siddiqua	MS Phase B Resident
22	Dr. Monjurul Islam	MS Phase B Resident
23	Dr. Enamul Islam	MS Phase A Resident
24	Dr. Hasan Habibur Rahman	MS Phase A Resident
25	Dr. Mobasshir Ali	MS Phase A Resident
26	Dr. Bijon Sen	MS Phase A Resident
27	Dr. Binoy Sen	MS Phase A Resident
29	Dr. Mrinal Kanti Deb	HMO

### Name of sister incharge

Ward-7: Juma Rani Deb

Ward-8: Mitali Deb

OT (B Block): Ava Rani

### Bed Number

Category	Male	Female	Total
Paying	4	2	6
Non Paying	24	18	42
<b>Total</b>	<b>28</b>	<b>20</b>	<b>48</b>



## Service Rendered in 2021

1. Patient management, follow up and counseling.
2. Teaching of under graduate and post graduate students.
3. Conduction of post graduation courses.
4. Operation

## Operation Performed in 2021

EOT (Emergency Operation Theater)	1178 (L/A)	7 (ROT) +1171 (EOT)
ROT (Routine Operation Theater)	468	369 (ROT) +99 (EOT)

## Academic Activities in 2021

- » Grand round and scientific seminar in the academic corner in the department.  
 Grand round - 127  
 scientific seminar - 03

Date	Topic/Title	Presenter
12/08/2021	Steps of cochlear implantation surgery	Assistant Professor Dr. Shah Kamal
20/09/2021	Facial nerve	Dr. Manos Kanti Singha
03/11/2021	Meniere 's disease	Dr. Masum Billah

- » Journal club and scientific seminar in the college conference room.  
 Journal club- 01  
 Scientific seminar

Date	Topic/Title	Presenter
07/03/2021	Cochlear implantation in infant, why & how?	Dr. Abdul Hafiz Shafi

- » Undergraduate Lecture, Clinical classes and block posting  
 Journal club- 01  
 Scientific seminar

Year	Lecture	Clinical	Block Posting
4 <sup>th</sup> year (Session 06-07 and 07-08)	-	480 Hours	-
5 <sup>th</sup> year (Session 05-06)	88 Hours	1160 Hours	120 Hours

- » Lecture and clinical Classes of post graduate course students

Lecture	Clinical
46 hours	19 hours

- » Evaluation of undergraduate students in final professional examination in ENT 2021.



## Research activities in 2021

### ► Ongoing

- Post Operative complication following neck dissection in tertiary level hospital (By Dr. Hasan Atiq Chowdhury ).
- Assessment of hearing improvement following myringoplasty with temporalis fascia graft (By Dr. Tarikul Islam).
- Assessment of complications following modified radical mastoidectomy (By Dr. Masum Billah)
- Association of histopathological grading of buccal carcinoma with regional lymph node metastasis (By Dr. Meshkat Raihan).

### ► Completed

- Evaluation of metastatic cervical lymphadenopathy in adult population (By Dr. Debashis Basu)
- Evaluation of extension of sinonasal malignancy by correlating clinical and surgical findings with CT scan (By Dr. Ascif AL Mahdi)
- Pattern of lymphnode metastasis in oropharyngeal squamous cell carcinoma ( By Dr. Hasnat Anwar)

### ► Completed

- Evaluation of clinico-pathological status of esophageal carcinoma among the patients visiting different public hospital in Bangladesh (By Dr. Mukhlesur Rahman Shamim in Bangladesh Journal of cardio-vascular and thoracic anaesthesiology)
- Clinicopathological study of sinonasal Malignancy-Experience in a Tertiary Level Hospital in Bangladesh (by Dr. Abdul Hafiz)

## Disease profile of In-door patient

Disease	Male	Female	Total
RTA	568	409	977
Physical Assault	512	453	965
Hanging	45	59	104
Accidental Injury	411	350	761
Chronic Tonsillitis	420	345	765
Epistaxis	115	95	210
Thyroid Swelling	238	402	640
Parotid Abscess	65	32	97
Ludwig's Angina	84	71	155
Ca Larynx	255	101	356
Ca Tonsil	145	71	216
Pleomorphic Adenoma	98	112	210
Cystic Hygroma	45	32	77
Ca Cheek	186	201	387
COM	299	450	749
DNS	207	154	361
Thyroglossal Cyst	11	32	43
Perichondritis	32	34	66
Others	632	520	1152
<b>Total</b>			<b>8,291</b>



## ► Outcome

Outcome	Male	Female	Total
Discharge	4021	3882	7903
Discharge on Request	2555	1725	4280
Referred	30	17	47
Death	15	12	27
Others	350	229	579
<b>Total</b>			<b>12836</b>

## Special Achievement of the Department

### ► Cochlear implant project

- 14 Surgery was successfully done.
- We established a very good Audiological and Audio-Verbal therapy unit at new hospital building.



## Paediatric Surgery Department

### 1. Name and Designation of the Doctors:

Name	Qualifications	Designation
Dr.Md.Tawhidul Islam	MBBS MS(Paediatric surgery) FCPS(General Surgery)	Assistant Professor
Dr. Shobnom Rashedi	MBBS MS(Paediatric surgery)	Resident Surgeon
Dr.Md. Afsar Uddin	MBBS MS(Paediatric surgery)	Registrar
Dr. Md. Sirazul Islam	MBBS MS(Paediatric surgery)	Assistant Registrar
Dr.Kanchan Kumar Deb	MBBS MS(Paediatric surgery)	Medical Officer
Dr. Emon Kanti Moharer	MBBS	MS Phase B Resident
Dr. Manash Talukdar	MBBS	MS Phase B Resident
Dr. Dibbendu Kumar das	MBBS	MS Phase B Resident
Dr.Nistha Chakraborty	MBBS	MS Phase B Resident

### 2. Number of Unit: 2

### 3. Number of Bed: 30 + Extra 16 = 46

- Paying: 06      Free Bed: 24.      Extra Bed (Free) : 16

### 4. Services rendered in the year 2021

Month	Male	Female	Total
January	173	77	240
February	161	111	272
March	186	137	323
April	157	79	236
May	196	90	286
June	225	123	348
July	127	69	196
August	168	101	269
September	220	126	346
October	195	102	297
November	99	91	190
December	153	113	266
<b>Total</b>	<b>2026</b>	<b>1219</b>	<b>3269</b>



## 5. Number of Operation:

Month	Unit - 1				Unit - II				Total admissions	
	Routine		Emergency		Routine		Emergency			
	(M	F)	(M	F)	(M	F)	(M	F)	M	F
January	15	8	11	8	15	17	19	10		
February	13	5	10	5	13	04	12	12		
March	11	10	16	7	12	10	22	14		
April	9	6	11	3	14	8	22	10		
May	11	5	19	9	14	6	16	8		
June	24	5	18	6	15	5	36	14		
July	9	3	20	6	07	2	18	9		
August	4	4	16	8	10	5	30	10		
September	14	11	20	9	7	10	22	10		
October	17	9	21	17	13	12	25	6		
November	10	4	22	10	17	15	16	7		
December	11	4	13	20	10	3	16	4		
Total	148	74	197	93	147	97	254	114	746	378
Total (I+II)	512				612				1124	

## 6. Procedure in ward OT

Procedure	Male	Female	Total
Abscess drainage	70	41	111
STPC	28	14	42
Wound Dressing	720	400	1120
Secondary Closer	9	6	15
Burn Dressing	425	375	800
Other Procedure	125	95	220
<b>Total</b>	<b>1377</b>	<b>931</b>	<b>2308</b>





## 7. Disease Profile of Indoor Patients:

Disease	Male	Female	Total
Accidental injury	90	82	172
Accidental palatal injury	6	6	12
Anal fissure	4	3	7
Anorectal malformation	13	14	27
Appendicitis	96	70	166
Biliary atresia	1	1	2
Birth trauma	0	2	2
Bladder extrophy	2	0	2
Blunt trauma abdomen	11	3	14
Branchial cyst	1	0	1
Burn	85	30	115
Choledhocal cyst	0	2	2
Cleft lip	5	6	11
Cleft palate	6	3	9
Cystic hygroma	6	4	10
Dogbite	13	6	19
Ectopic kidney	1	1	2
Emphyema thoracis	1	0	1
Emphysema	0	1	1
epispadias	2	0	2
Exomphalous	4	2	6
Gastroschisis	0	1	1
Haemangioma	12	6	18
Hirschsprung disease	16	13	29
Hydrocephalous	1	1	2
Hydronephrosis	9	3	12
Hypospadias	35	0	35
Infantile hypertropic pyloric stenosis	9	2	11
Intestinal atresia	5	4	9
Intussusception	2	3	5
Lipoma	5	6	11
Lymphangioma	1	2	3
Meatal stenosis	5	0	5
Meckels diverticulum	2	0	2
Meningocele	9	6	15
Mesenteric cyst	0	1	1
Nephroblastoma	1	0	1



Disease	Male	Female	Total
Nonspecific abdominal pain	72	60	132
Paraphimosis	14	0	14
Patent urachus	1	0	1
Phimosis	48	0	48
Piarras Robin syndrome	0	1	1
Pneumothorax	1	1	2
Popteal cyst	1	1	2
Postburn contracture	8	3	11
Posterior urethral valve	2	0	2
Pyogenic abscess	39	38	77
Rectal polyp	9	9	18
Road traffic accident	70	41	111
Ruptured urethra	1	0	1
Thyroglossal cyst	1	0	1
Tongue bite	5	6	11
Umbilical polyp	5	7	12
Vesicoureteric reflux	2	1	3

## 8. Academic activities in 2021

- Morning Session (24 hours activities of the ward) : 24
- Clinical Meeting : 28
- Throughout the year all teachers and trainees attended the clinical meeting, Journal club, thesis protocol presentation and integrated teaching session held on every Monday, Wednesday and Thursday in college conference room, Medical Education Unit and lecture gallery.
- Lectures:
- Placement of students:
  1. Placement of under graduate and Post graduate Students: There are provision of placement of MS (Phase A & B), FCPS Students in the ward for a definite duration according to BSMMU & BCPS regulation. Students are routinely placed on Thursday for clinical sessions.
- Research activities (including dissertation and thesis)
- Completed thesis: Thesis by MS (Phase B) student
  1. Outcome of PSARP in High anorectal Malformation in Children
  2. Surgical Outcome of Neonatal Intestinal Obstruction in a Tertiary care Hospital.
- Ongoing thesis by MS students :
- Laparoscopic cholecystectomy in children.



## Department of Obstetrics & Gynaecology

### Name and Designation of Doctors

<b>Unit-I</b>	1. Prof. Dr. Nasrin Akhter, unit head
	2. Sanchita Rani Simham, Assistant Professor
	3. Dr. Nahid Parvin, Assistant Professor
	4. Dr. Khurshida Tahamin, Assistant Professor
	5. Dr. Nasima Akhter, Assistant Professor
<b>Unit-II</b>	1. Nazma Ahter Khanom, Associate Professor and unit head
	2. Dr. Ishrat Jahan Karim, Assistant Professor
	3. Dr. Khandaker Shamima Khalequee, Assistant Professor
	4. Shah Fahmida Siddiqua Poppy, Assistant Professor
	5. Dr. Rezwana Mirza, Consultant
<b>Unit-III</b>	1. Professor Dr. Jamila Khatun, Professor and unit head
	2. Dr. Shukla Rani Das, Assistant Professor
	3. Dr. Kishwar Parvin, Assistant Professor
	4. Shahnaz Begume, Assistant Professor
<b>Unit-IV</b>	1. Dr. Ruksana Jahan, Assistant Professor and unit head
	2. Dr. Mahabuba Khan, Assistant Professor
	3. Dr. Rina Akhter, Assistant Professor
	4. Dr. Humaira Begume, Assistant Professor

### Bed Number:

Ward No	Paying	General	Extra	Total
13	14	30	13	57
14	16	34	12	62
15	-	42	07	49
<b>Total</b>	<b>30</b>	<b>106</b>	<b>32</b>	<b>168</b>

### Obstetrics Management in 2021:

Disease	Jan	Feb	Mar	Apr	May	June	July	Aug	Sept	Oct	Nov	Dec	Total
NVD	642	373	543	415	479	472	430	444	447	629	658	615	6147
Assisted Vaginal Delivery	54	62	23	41	12	13	17	18	14	4	37	37	332
LUCS	629	541	495	528	441	471	451	395	614	562	414	558	6099
LUCS with BLTL	56	56	66	49	39	53	49	53	64	64	40	77	666
Hysterotomy	1	0	0	2	0	0	1	1	0	0	0	0	5
P. Hysterotomy	2	5	2	3	1	1	0	4	3	2	2	4	29
Manual removal of placenta	11	14	22	9	8	16	14	14	19	16	20	18	181
<b>TOTAL</b>	<b>1395</b>	<b>1051</b>	<b>1151</b>	<b>1047</b>	<b>980</b>	<b>1026</b>	<b>962</b>	<b>929</b>	<b>1161</b>	<b>1277</b>	<b>1171</b>	<b>1309</b>	<b>13459</b>



## Disease profile of Obstetrical cases in 2021

Disease	Jan	Feb	Mar	Apr	May	June	July	Aug	Sept	Oct	Nov	Dec	Total
Pre-Echlamasia	96	78	57	30	45	47	33	37	55	73	43	61	655
Echlamasia	72	5	39	32	15	32	20	33	47	57	47	65	464
FTP with LP	642	520	449	377	426	458	532	400	653	578	583	965	6583
FTP with PHO	367	318	249	268	184	214	232	207	318	283	217	287	3144
Abruptio Placenta	9	5	5	6	4	6	7	6	7	7	6	6	74
Placenta previa	19	50	28	18	11	28	19	23	22	32	20	13	283
PPH	42	43	57	44	20	33	35	43	46	61	30	48	502
Ruptured ut.	9	12	9	10	9	4	9	10	14	22	3	6	117
Prolonged labor	36	46	46	46	45	44	51	7	46	56	55	20	498
Obstructed labor	29	29	21	21	19	22	18	17	26	25	13	19	259
PROM	64	30	47	27	42	29	46	30	61	75	23	44	518
Preturm lobar	82	49	37	51	40	14	65	58	73	83	82	110	744
Postdated Preg.	14	38	44	20	36	19	28	10	49	13	3	51	325
Multiple preg.	20	30	19	21	15	20	18	13	18	14	12	17	217
Malpresentation	62	90	21	40	18	31	43	32	54	44	47	51	533
Pregnancy with DM	9	14	7	3	8	8	10	4	9	10	1	1	84
Pregnancy with HD	2	3	0	0	1	1	1	0	0	2	1	1	12
<b>Total</b>	<b>1574</b>	<b>1360</b>	<b>1135</b>	<b>1014</b>	<b>938</b>	<b>1010</b>	<b>1167</b>	<b>930</b>	<b>1498</b>	<b>1435</b>	<b>1186</b>	<b>1765</b>	<b>15012</b>

## Gynaecological Procedure and Operations in 2021:

Disease	Jan	Feb	Mar	Apr	May	June	July	Aug	Sept	Oct	Nov	Dec	Total
TAH	31	25	28	16	8	17	10	7	19	10	10	10	191
VH	5	17	9	10	4	8	8	2	3	2	11	11	90
D&C	71	65	49	65	57	62	51	75	63	47	42	53	700
Myomectomy	1	2	7	1	0	1	0	0	4	2	7	3	28
Polypectomy	1	5	1	0	0	0	0	2	3	1	1	0	14
Repair of Perineal tear	0	0	0	0	0	1	0	0	0	0	1	0	2
VVF Repair	0	0	0	0	0	0	0	0	0	0	0	0	0
Wertheims Hysterectomy	0	0	1	0	0	0	0	0	1	0	0	0	2
Laparoscopic surgery	0	2	0	1	0	2	0	0	3	0	0	0	8
<b>Total</b>	<b>109</b>	<b>116</b>	<b>95</b>	<b>93</b>	<b>69</b>	<b>91</b>	<b>69</b>	<b>86</b>	<b>96</b>	<b>62</b>	<b>72</b>	<b>77</b>	<b>1035</b>



## Disease profile of gynaecological cases in 2021

Disease	Jan	Feb	Mar	Apr	May	June	July	Aug	Sept	Oct	Nov	Dec	Total
Genital prolapse	9	16	14	6	13	10	2	2	7	17	15	18	129
Abortion	85	120	121	111	124	124	100	128	45	99	90	100	1247
Fibroid uterus	18	17	18	7	3	8	2	6	16	17	18	7	137
VVF	0	1	0	0	0	0	0	0	0	0	1	2	4
Ectopic pregnancy	9	20	20	16	11	18	16	10	11	8	15	19	173
Molar pregnancy	3	18	11	5	5	9	6	12	5	8	2	3	87
Ca- Cervix	9	7	7	5	5	8	8	11	9	11	5	8	93
DUB	7	7	4	0	6	4	5	3	5	15	10	7	73
Benign Ovarian Tumors	17	8	13	5	3	2	3	7	21	29	19	19	146
Malignant Ovarian Tumors	9	3	8	2	5	5	4	7	8	5	5	9	70
Complete perineal tear	1	0	03	01	1	1	0	1	0	2	2	2	14
<b>Total</b>	<b>167</b>	<b>217</b>	<b>219</b>	<b>158</b>	<b>176</b>	<b>189</b>	<b>146</b>	<b>187</b>	<b>127</b>	<b>211</b>	<b>182</b>	<b>194</b>	<b>2173</b>

## Death profile of gynaecological cases in 2021

	Diseases	Number	Total
<b>Direct causes</b>	Pre-eclampsia/ Eclampsia	14	
	Septicemia	7	
	Haemorrhage	12	
	Ruptured Uterus		
	Obstructed labor	3	
	Septic abortion	2	
<b>Indirect Causes</b>	Aneamic heart failure	2	
	GBS		
	Acute kidney injury	1	
	Hepatic encephalopathy		
	Peripartum Cardiomyopathy	1	
	Cardiac arrest		

## Academic Activities in 2021

- **Journal Club:** Surgical advances in the management of Placenta Accreta Spectrum: Establishment new expectations for operative blood loss.



## Department of Radiotherapy

### A. Name and Designation of Doctors and Staff:

#### ► Faculties: -

Dr. Mohammed Astefcher Hussain - (Assistant Professor & Head of the Department)

Dr. Md. Miznur Rahman- (Assistant Professor)

Dr. Sardar Bainul Ahmed - (Assistant Professor)

#### ► Medical Officer:

Dr. Shantanu Datta - (Indoor Medical Officer)

Dr. Rezwana Ferdous - (Outdoor Medical Officer)

#### ► Staffs: (Indoor)

Nursing In charge - (Onita Rani Dev)

#### ► Staffs: (Outdoor)

Nursing In charge - (Arpana Rani)

### B. Number of Bed:

Paying - N/A

Non-paying - Male – 12 (Male Official -05)

Female – 10 (Female Official -05)

Total – 22 (Total Official Male & Female = 10)

### C. Service:

i) Patient Admission & giving chemotherapy to the admitted patient & Radiotherapy to the admitted & Non- Admitted patients.

ii) Psychosocial, spiritual & palliative service to the cancer patients.

iii) Follow up of the cancer patients.

### D. Academic Activity:

i) Teaching to the undergraduate & post graduate students.

ii) Attend in Journal club & Scientific seminar in college conference room weekly

iii) Grand round. Total 14 Grand round in 2021



### **E. Research Activity in 2021:**

#### **► Published:-**

Distribution of the cancer patients attending at Radiotherapy department at a Government Tertiary Hospital in North East Region of Bangladesh.

#### **► Name of the Researchers:**

Dr. Sardar Baniul Ahmed  
Dr. Md. Mizanur Rahman  
Dr. Mohammed Astefcher Hussain  
Dr. RezwanFerdous

### **F. Published in IOSR Journal of Dental & medical science (IOSR-IDMS)**

#### **► Title:**

Concurrent chemo-Radiotherapy versus Radiotherapy alone in patients with head & neck cancer : A Prospective Hospital based study.

#### **► Name of the Researchers:**

Dr. SardarBaniul Ahmed  
Dr. Md. Mizanur Rahman  
Dr. Mohammed Astefcher Hussain  
Dr. RezwanFerdous

#### **► Ongoing:**

Clinicopathological profile of colo-rectal carcinoma in a tertiary care teaching hospital of Bangladesh.

#### **► Name of the Researchers:**

Dr. Mohammed Astefcher Hussain  
Gastric cancer- A clinicopathological study in a tertiary care center of North East Bangladesh.

Incidence of primary Hypothyroidism in patients exposed to Therapeutic external beam radiation, where radiation portal include A part or whole of thyroid gland.

#### **► Name of the Researchers:**

Dr. Mohammed Astefcher Hussain



## Disease profile in 2021

Sl. No.	Name of Disease	Male	Female
01.	Ca. Lung	205	70
02.	Ca. Oesophagus	149	30
03.	Ca. Adenocarcinoma	04	-
04.	Ca. Rectum	55	14
05.	Ca. Larynx	23	01
06.	Ca. Colon	47	17
07.	Ca. P. Fossa	21	24
08.	Ca. Ear	01	-
09.	Ca. Pharnx	06	-
10.	Ca. Rt. Check	36	17
11.	NHL	23	11
12.	Ca. Ampullury	-	-
13.	Ca. Skin	04	01
14.	Ca. Tongue	103	50
15.	Ca. Liver	20	05
16.	Ca. Thyroid	21	06
17.	Ca. Stomach	48	14
18.	Ca. Tibia	01	-
19.	Ca. pexis	33	-
20.	Ca. Neck	73	20
21.	Ca. Breast	-	330
22.	Ca. Cervix	-	79
23.	Ca. Sarcoma	15	08
24.	Ca. Gumplate	10	07
25.	Ca. Ovary	-	107
26.	Ca. Gall bladder	18	20
27.	Corio. corcinona	12	05
28.	Ca. Urinary baldder	28	09
29.	Ca. Analcanal	08	-
30.	Ca. vagina	08	01
31.	HL	05	02
<b>Total</b>		<b>977</b>	<b>848</b>





## Department of Anaesthesiology

### 1. Name and Designation of Doctors

Serial no	Name	Designation
1.	Dr Mohammad Moinul Islam	Assistant Professor and head of The Department
2.	Dr Muhammad Khairul Bashar	Assistant Professor
3.	Dr Palash Goswami	Junior Consultant
4.	Dr Richard D'Costa	Junior Consultant
5.	Dr Shohel Ahammad Sarker	Junior Consultant
6.	Dr Mohammad Zahangir Alam	Junior Consultant
7.	Dr Md. Mosfiquir Rahman	Junior Consultant
8.	Dr Shahid Ahmed Tuhin	Junior Consultant
9.	Dr Md. Mokaddem Hussien	Anaesthetist
10.	Dr Md. Gias Kamal Chowdhury Masum	Anaesthetist
11.	Dr Sharbani Biswas	Assistant Register (Anaesthesia)
12.	Dr Mohammad Mahbubur Rahman	Anaesthetist
13.	Dr Fuzayel Ahmed	Anaesthetist
14.	Dr Md. Wasim Ibne M Rob Chowdhury	Anaesthetist
15.	Dr T.M. Nahidul Alam	Anaesthetist
16.	Dr Vrigumol Singha	Anaesthetist
17.	Dr Kazi Sabaku Nahar	Anaesthetist
18.	Dr Md. Hafijul Islam	Anaesthetist
19.	Dr Saifur Rahman Sagor	Anaesthetist
20.	Dr Tapajit Bhattacharjee	Anaesthetist (ICU)

### 2. Facilities available

#### A. Operation Theatre:

OT Block	OT Room	OT Table
A Block	8	14
B Block	9	14
Labour OT	1	3
Casualty OT	1	2
Emergency OT	1	1
Outdoor OT	1	1
<b>Total</b>	<b>21</b>	<b>34</b>



## B. Post Operative Ward:

1. General –Non Paying 32. Paying- 0 (Ward No-24),
2. Labour – Non Paying 14 . Paying- 0 (Ward No- ),

C. ICU: Non Paying 20 . Paying- 0 (Ward No-28),

## 3. Service rendered

### A. Operation

OT Block	Routine Operation	Emergency operation	Total
A Block	2450	8211	10661
B Block	2440	2318	4758
Labour OT	0	7271	7271
Casualty OT	0	300 ( Major Operations only)	300
Emergency OT	Currently Non Functioning		
Outdoor OT	Day Cases without Anaesthesia department's involvement		
<b>Total</b>	<b>4890</b>	<b>18100</b>	<b>26400</b>

### B. ICU Service

Total Admission: 963

Clinical Round to ICU: Every day (Morning , Evening & On Demand by Assistant Professors and Junior Consultants)

## 4. Scientific activities

### a. Diploma in Anaesthesia Course – 2 batches (July 2020, July 2021)

Lecture Class: 180

Tutorial Class: 60

Clinical Class: 60

Hands on Class: Regular in Operation Theatre on duty training.

### b. Academic Activities:

I. Scientific Seminar - 4

II. Journal Club - 2

III. Death Review - 2

### c. Clinical Meeting – 2



## Scientific Seminar

Date	Topic	Presenter
07/01/2021	Intubation of COVID positive patient	Dr Md. Mosfiqur Rahman
18/2/2021	Nutrition in ICU	Dr Shohel Ahmmad Sarker
16/9/2021	Epidural Analgesia	Dr Md. Khairul Bashar
18/11/2021	Segmental Block	Dr Richard D'Costa

## Journal Club

Date	Topic	Presenter
21/10/2021	Outcome of Dexmedetomidine versus Propofol sedation in critically ill adults requiring mechanical ventilation: a systemic review and meta analysis of randomized control trials.	Dr Mithu Chowdhury DA Student
23/12/2021	Perioperative Investigations: Practice Guideline from the Indian Society of Anaesthesiologists	Dr Al-Mamun DA Student

## Clinical Meeting / Case Discussion

Date	Topic	Presenter
26/08/2021	Perioperative pneumothorax during emergency intubation of a patient undergoing circumcision with TIVA	Dr T M Nahidul Alam
7/10/2021	Failed intubation in a routine operation : a poorly performed pre anaesthetic airway evaluation	Dr Shahid Ahmed Tuhin

Training: Oxygen Therapy and Critical COVID 19 Patient Management:  
3 batches of doctors and nurses (15 Doctors + 15 Nurses) in each batches.

## 5. Research Activities:

### a. Completed:

**Dissertation -1:** Dr Md. Mokaddem Hossen (FCPS Part 2 trainee)

Comparison of Intravenous Paracetamol and Intramuscular Pethidine for Post Operative Analgesia of Caesarean Section under Spinal Anaesthesia

### b. Ongoing research:

1. Effects of Total Enteral Nutrition and Combined Enteral plus Parenteral Nutrition in Critically Ill patient in Intensive Care Unit of a Tertiary Level Hospital.
2. A Study of the Care in Six Intensive Care Units in Bangladesh, India and Laos.

**6. Attendance and paper presentation in national / international seminars, symposium and workshop - 05 (Five) national conferences attended by different individual of the department.**



## 7. Disease profile of 2021 (month wise report including male and female patients separately)

### Male:

Disease	Jan	Feb	Mar	Apr	May	June	July	Aug	Sep	Oct	Nov	Dec
Neurological Disease (Stroke)	9	10	8	7	10	7	9	9	10	10	10	12
Infectious Diseases Sepsis	4	5	6	6	8	8	12	12	14	16	14	15
COVID 19 Disease	4	5		6	5	10	12	11	10	8	7	10
Traumatic Brain Injury/RTA Sequels	10	8	8	7	10	9	6	6	7	9	12	12
Post Op Complication	9	12	11	12	12	10	11	12	10	06	13	10
Renal Diseases	7	8	7	9	6	5	2	9	7	3	5	6
Cardiac Disease (MI/LVF)	2	3	4	1	3	2	2	3	4	1	5	2
Hanging	0	0	1	0	1	1	1	0	0	2	1	1
DKA /DM Complication	1	1	0	2	0	3	1	0	0	1	2	0
Poisoning	1	2	2	1	2	3	1	0	3	1	4	0
Liver Disease	1	2	3	2	2	1	2	2	0	1	2	0
Tuberculosis	1	1	1	2	0	2	2	3	1	0	2	2
GBS	1	1	0	1	0	0	0	1	0	0	1	1
Thalassaemia	0	0	0	0	0	0	0	1	0	0	0	0
Thyroid Disease Complication	0	1	0	0	0	0	0	0	0	0	0	0
Others	0	1	0	0	2	0	0	1	0	0	0	0



## Treatment of COVID-19 Patients in-2021

Name of Month		Admission	Discharge	Death
January	COVID-19 Positive	47	51	13
	Susceptive COVID-19	33	10	08
February	COVID-19 Positive	21	30	03
	Susceptive COVID-19	45	23	10
March	COVID-19 Positive	75	47	7
	Susceptive COVID-19	134	76	14
April	COVID-19 Positive	148	144	33
	Susceptive COVID-19	153	117	18
May	COVID-19 Positive	145	120	33
	Susceptive COVID-19	131	89	34
June	COVID-19 Positive	131	134	26
	Susceptive COVID-19	201	101	43
July	COVID-19 Positive	304	240	64
	Susceptive COVID-19	105	64	24
August	COVID-19 Positive	209	201	63
	Susceptive COVID-19	81	38	27
September	COVID-19 Positive	92	96	36
	Susceptive COVID-19	53	30	09
October	COVID-19 Positive	15	17	10
	Susceptive COVID-19	66	52	14
November	COVID-19 Positive	04	07	05
	Susceptive COVID-19	58	42	13
December	COVID-19 Positive	11	04	02
	Susceptive COVID-19	32	33	05



## Covid-19 Patient Services

Year	Outdoor	Indoor
2020	18,515	3,703
2021	20,937	8,481

## Vaccine Information

Name	1 <sup>st</sup> dose	2 <sup>nd</sup> dose	3 <sup>rd</sup> dose	4 <sup>th</sup> dose	Total
Covishield	63,522	60,753	14,161	0	1,38,436
Sinopharm	1,10,813	1,09,400	0	0	2,20,213
Moderna	1,51,624	1,44,808	1,02,337	0	3,98,769
Pfizer	2,50,686	2,27,302	1,37,328	1,157	6,15,316
Sinovac	39,616	32,288	1,677	0	73,581
Jhonson & Jhonson	0	45,548	1,734	0	47,282
Pfizer Comirnaty	76,105	48,472	0	0	1,25,247
<b>Grand Total</b>	<b>6,93,036</b>	<b>6,68,836</b>	<b>2,57,237</b>	<b>1,157</b>	<b>16,19,109</b>



## Female:

Disease	Jan	Feb	Mar	Apr	May	June	July	Aug	Sep	Oct	Nov	Dec
Neurological Disease (Stroke)	0	2	0	1	2	1	1	1	1	0	2	1
Infectious Disease Sepsis	2	2	1	3	3	4	0	1	3	3	4	4
COVID 19 Disease	0	1	1	1	2	2	3	2	1	0	1	1
Traumatic Brain Injury/RTA Sequels	1	0	1	0	0	1	1	0	0	0	1	0
Post Op Complication	17	19	14	15	18	19	16	19	18	16	18	20
Renal Diseases	1	0	0	0	1	1	1	1	2	2	1	1
Cardiac Disease (MI/LVF)	1	0	0	0	1	1	0	1	2	0	0	0
Hanging	1	1	0	0	2	1	1	0	1	0	0	1
DKA /DM Complication	2	0	0	1	0	0	1	2	1	1	2	0
Poisoning	2	1	3	1	0	1	1	2	1	1	2	2
Liver Disease	1	0	1	0	0	0	0	1	2	0	0	1
Tuberculosis	0	0	2	0	0	0	0	1	0	0	1	0
GBS	0	0	1	1	0	0	0	1	0	1	0	0
Thalassaemia	1	0	0	0	0	0	0	0	0	0	0	0
Thyroid Disease Complication	0	0	0	0	1	0	0	0	0	0	0	1
Others	0	0	2	0	0	0	1	0	0	0	0	0

**8. Special Achievement of the Department: Successful COVID 19 Management**

**9. Recommendation for further improvement: To increase trained manpower and supporting staff**

**10. Photograph of various activities**



## Department of Blood Transfusion

### 1. Name and Designation of Doctor

- Dr. F.M.A Md. Musa Chowdhury  
Associate Prof. & head of the department.
- Dr. Jalal Ahmed Chowdhury  
Medical Officer.

### 2. Activities.

Name of Month (2021)	Total Screening & cross-matching (Bags)	Total Blood Grouping (Patients)	Total Blood Collection (Bags)	Blood donors (Sandhani & medi: Club)	Number of screening +ve (Positive) cases
January	1,900	2,902	1,820	14	HBsAg+ve (2)two
February	1,800	2,782	1,735	66	HBsAg+ve 1(one)
March	1,700	2,805	1,620	58	HBsAg+ve 3(three)
April	1,600	2,632	1,525	24	HBsAg+ve (2)two
May	1,525	2,322	1,421	28	HBsAg+ve (2)two
June	1,637	2,421	1,539	23	HBsAg+ve 3(three)
July	1,724	2,135	1,623	22	HBsAg+ve 4(four)
August	1,902	2,106	1,821	16	HBsAg+ve (2)two
September	1,885	1,982	1,755	12	HBsAg+ve (2)two
October	1,935	2,122	1,823	14	HBsAg+ve 3(three)
November	2,011	2,430	1,982	15	HBsAg+ve 4(four)
December	1,837	2,342	1,786	19	HBsAg+ve 4(four)
<b>Total</b>	<b>21,456</b>	<b>28,981</b>	<b>20,450</b>	<b>311</b>	

### 3. Academic activities

- Post graduate students & 3rd year MBBS students are placed in the department routinely.
- Medical technologist from other institutions take practical training in the department.





## Department of Clinical Pathology

### Name and Designation of Doctors and Staffs:

#### 1. Doctors

Name	Designation and Position
Dr. Ruly Begum	MBBS, BCS, FCPS (Obst-Gynae) Senior Clinical Pathologist
Dr. Jannatul Ferdous	MBBS, BCS Clinical Pathologist
Dr. Rejwana Chowdhury	MBBS, BCS Clinical Pathologist
Dr. Taohida Akter	MBBS, BCS, DGO (Obst-Gynae) Clinical Pathologist

#### 2. Medical Technologist

Name	Designation and Position
Md. Abdur Rashid	Senior Medical Technologist (Lab)
Ajoy Kumar Saha	Medical Technologist (Lab)
S.M Abdus Salam	Medical Technologist (Lab)
Md. Abdur Rahim	Medical Technologist (Lab)
Md. Azizul Haque	Medical Technologist (Lab)
Md. Khorsed Alam	Medical Technologist (Lab)
Sayed Billah	Medical Technologist (Lab)
Md. Mostofa Kamal	Medical Technologist (Lab)
Nasim Hossain Al-Faruque	Medical Technologist (Lab)
Md. Nurul Haque	Audio Visual Operator (Office Incharge)



## 4. Activities.

Name of Month (2021)	Total Work	Blood CBC	Blood Biochemistry	Urine	Stool	Semen Analysis	Covid-19	Dengue
January	5095	1310	2265	1428	54	38	1207	00
February	4666	1216	2072	1302	44	32	1527	00
March	4703	1164	2127	1327	53	32	2053	00
April	5014	1344	2180	1383	59	48	2082	00
May	4832	1214	2155	1357	56	50	1958	00
June	4968	1241	2215	1402	54	56	1962	00
July	3642	1112	1112	1354	36	28	2195	00
August	3257	1004	978	1224	29	22	2877	00
September	3845	1308	1028	1443	38	28	1983	00
October	3877	1320	1014	1465	47	31	1346	00
November	3903	1331	1028	1454	56	34	927	00
December	5285	1340	2378	1468	61	38	694	00
<b>Total</b>	<b>53087</b>	<b>14904</b>	<b>20552</b>	<b>16607</b>	<b>587</b>	<b>437</b>	<b>20811</b>	<b>00</b>

**5. Training activities:** Medical Technologist students from IHT & other institutions take practical training in the department.



## Department of Radiology & Imaging

### Name and designation of doctors and Staffs

Dr. Md. Ashikur Rahman Mazumder	Professor & head of the department
Dr. Maksudul Azim	Associate professor
Dr. Sajol Chandra Das	Assistant professor
Dr. Naher –E- Jannat	Assistant professor
Dr. Sodiphta Gup	Assistant professor
Dr. Farhana Chy	Assistant professor
Dr. Papri Saha	Radiologist
Dr. Ayasha Akhter	Radiologist
Dr. Taznin	Radiologist
Dr. Masuma Mahtab	Radiologist
Dr. Niloy Kanthi deb	Medical officer
Dr. Sangitha Bhattacharjee	Medical officer
Mr. Kamol Chakraborty	Medical Technologist
Md. Salah Uddin Khan	Medical Technologist
Mr. B.M. Nasir Uddin	Medical Technologist
Md. Salah Uddin	Medical Technologist
Md. Abul Kasem Miah	Medical Technologist
Md. Asaduzzaman	Medical Technologist
Md. Yakub Ali	Medical Technologist



## Service rendered in 2011

• X-Ray Digital	77,58
• USG	25078
• CT	6594
• MRI	981

## Academic activities in 2021

- CT angiography - presented in college conference room.
- Mediastinum - presented in hospital conference room.
- Under graduate & postgraduate lecture as per schedule.
- 49 topics discussed in academic comer in the department.

## Research activities in 2021

- Completed
- Interventional Radiology - Bangladesh Perspective.
- Madura Foot - A case report
- Giant hydatid cyst in lung-A case report.



## Emergency Department

### Name and designation of doctors

Dr. Md. Badrul Amin	Emergency Medical Officer
Dr. Md. Kamruzzaman	Emergency Medical Officer
Dr. Md Rezaul Karim	Emergency Medical Officer
Dr. Mrinal Saha	Emergency Medical Officer
Dr. Jannatul Ferdous	Emergency Medical Officer
Dr. Md. Atiqul Islam	Emergency Medical Officer
Dr. Md. Arafatul Islam	Emergency Medical Officer
Dr. Ebana Begum	Emergency Medical Officer
Dr. Kaniz Fatema	Emergency Medical Officer

### Total bed: 10

- Nonpaying: 08
- Day care centre for blood transfusion: 02

### Academic activities

- Placement of 3rd year MBBS students for 2 weeks

### Patient statement in 2021

Month	Male	Female	Total
January	6017	8017	14034
February	6725	6370	13095
March	4558	7006	11594
April	6225	4295	10520
May	5116	7225	12341
June	7925	7529	15454
July	6890	7622	14512
August	5996	6031	12027
September	7221	6321	14542
October	7269	7941	15210
November	6223	7512	13735
December	7359	6233	13592
<b>Grand total</b>	<b>77524</b>	<b>83102</b>	<b>160626</b>



# Comparative Data of the Last Ten Years

Comparative Data  
of the Last  
Ten Years

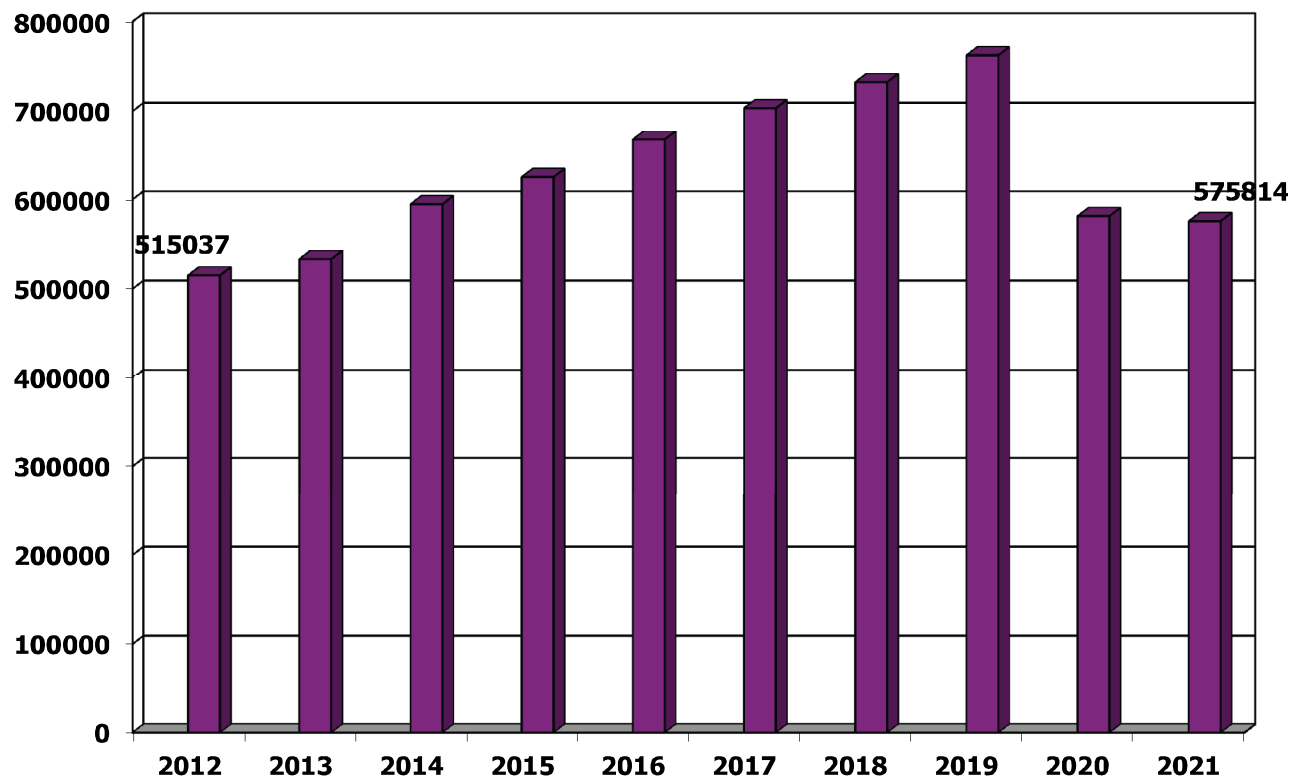


Figure-1: Year wise distribution of number of patients visited in indoor and emergency Department.

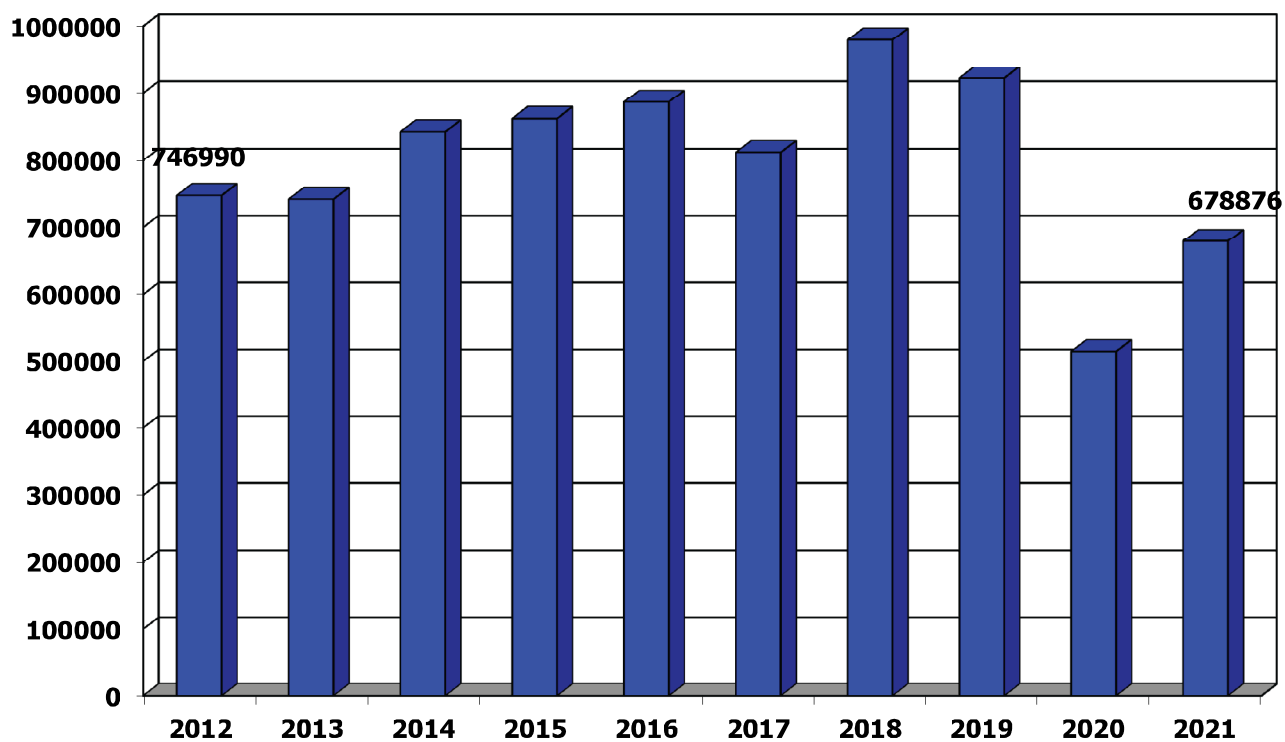


Figure-2: Year wise distribution of number of patients visited in Outdoor Department.

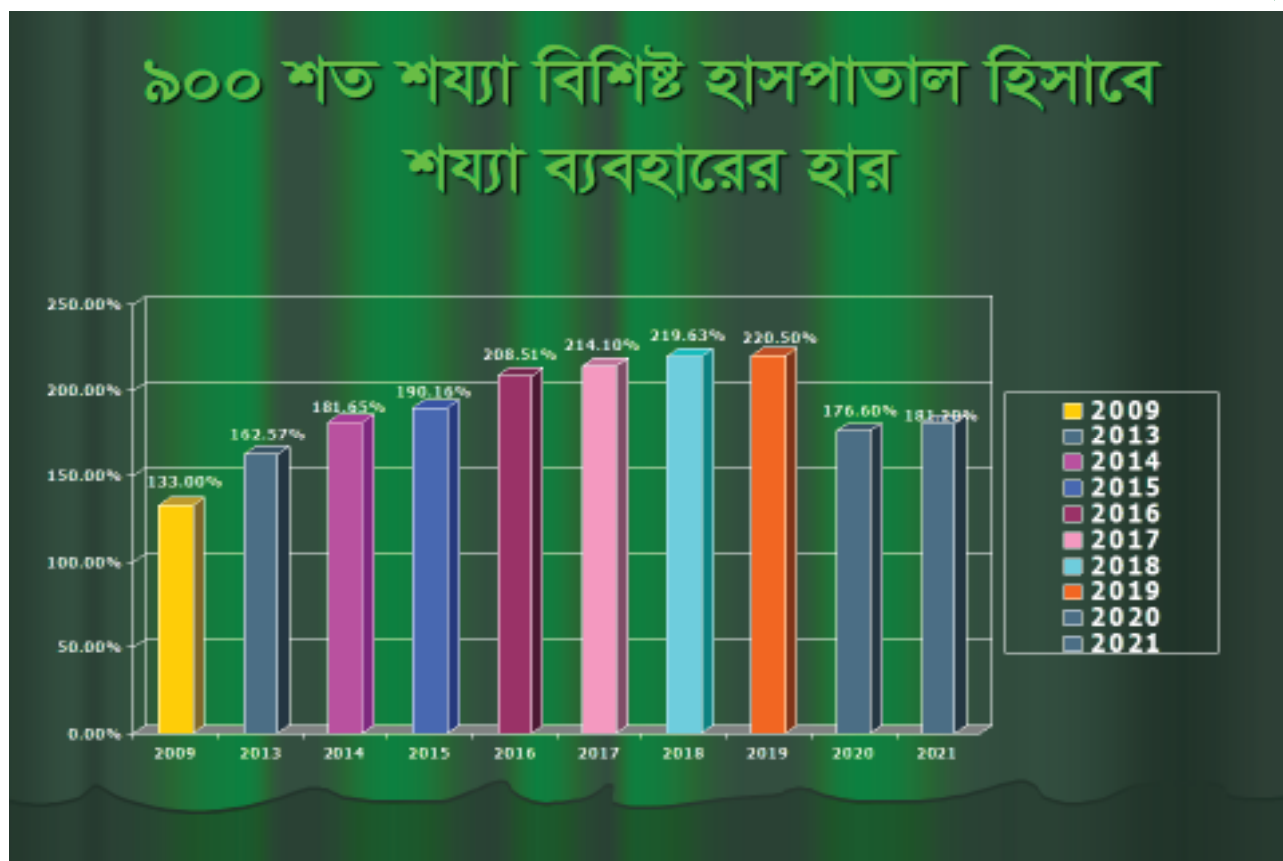


Figure-3: Year wise average bed occupancy rate.

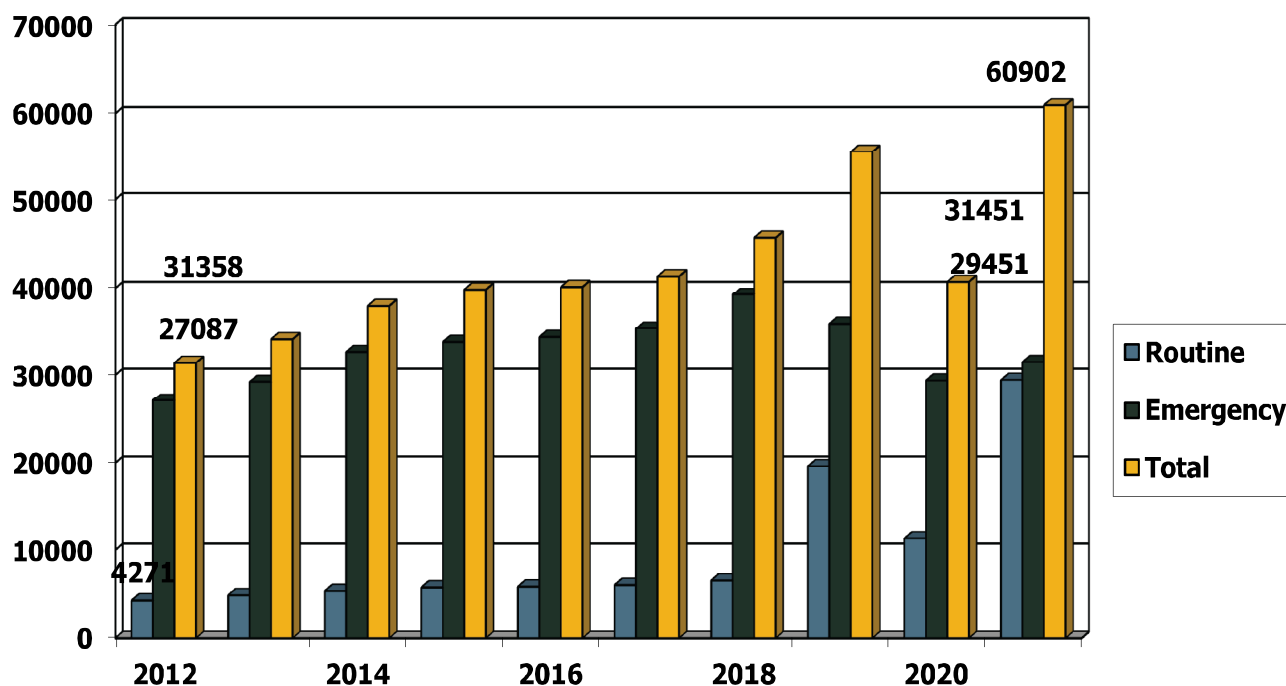


Figure-4: Year wise Routine and Emergency Operation.



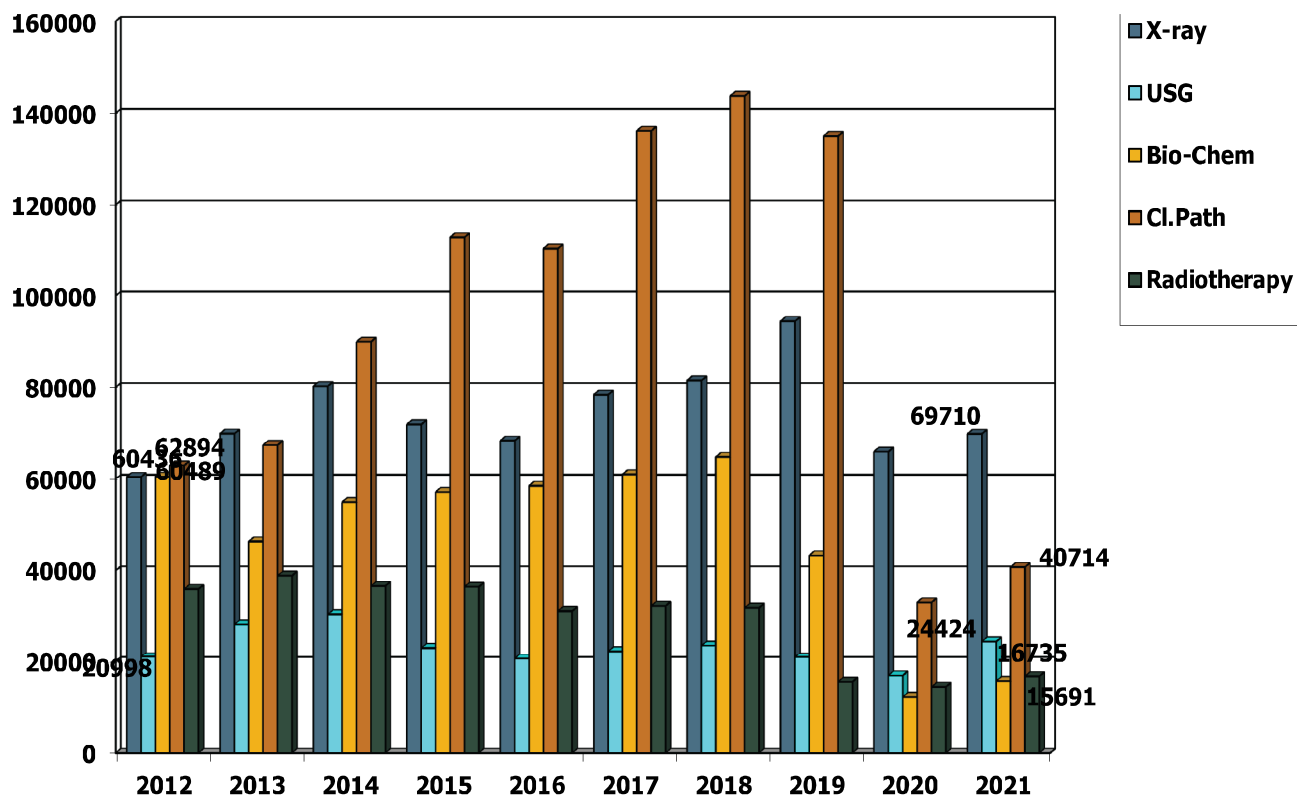


Figure-5: Year wise Investigation Statement.

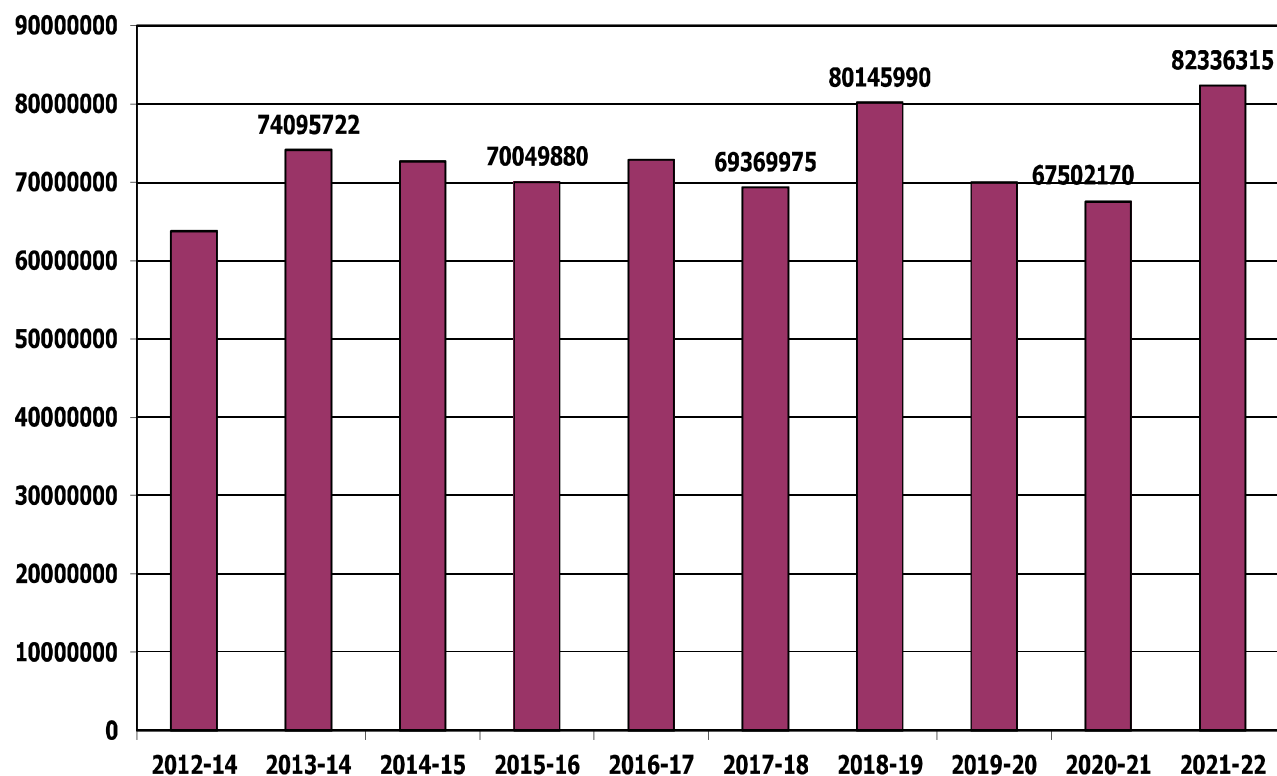


Figure-6: Year wise Revenue Collection Statement.



# Pictorials



**Pictorials**



Foreign Minister's Visit of Sylhet MAG Osmani Medical College Hospital.



Visit of DGDA, Accompany by Director and DD of hospital.





21st February International Mother Language day



Hospital Administration body.





Reception of newly appointed and farewell of immediate first Director



Deliver speech by Brig Gen Brayan Bankin Halder, Former Director of SOMCH.





Deliver speech by new Director Brig Gen Mahbubur Rahman Bhuiyan



Giving a flower bouquet to new Director reception ceremony programme





Blood Donation Programme.



Department of Dentistry





Blood donation programme arranged by blood bank.



A discussion session in ART centre





Annual ceremony programme in casualty department.



Giving a crest to director of SOMCH by 3rd grade employee





A scientific seminar arranged by neuro-medicine department



Performing the procedure of femoral catheterization at the period of COVID-19 pandemic situation.



Neurosurgery department of SOMCH.



Cancer department of SOMCH.





Giving a crest by head of Dept. of Surgery to Director of SOMCH.



A rally arranged by Psychiatry on world health day-2021.





A discussion session about AEFI.



Giving respect to Shaheed Minar.





Director , Deputy Director , teachers and other guest in front of mural of Father of nation .



World Pharmacists Day celebration.





Inauguration Ceremony of Cardiology Department.



A rally arrange by Gynae OPD Screening Cervical and breast cancer